

BRITISH RIDING CLUBS

HANDBOOK



The
British
Horse
Society



**RIDE TOGETHER, TRAIN TOGETHER,
COMPETE TOGETHER, HAVE FUN TOGETHER**

Incorporating the Competition Rules, Event Rules and Regulations
& BRC Club Information and Rules. Effective from 1 January 2025

2025



For all your
Country & Equestrian needs

FREE delivery over £50*

FREE returns*

Price match promise*



www.countryandstable.co.uk



*T&C's Apply

PRIVACY STATEMENT

We use your personal information in order to manage your membership with BRC and your local affiliated riding club. This includes sending you information about your benefits and appropriate news, activities and events. We may share some of your information with the membership team at your club and with those involved with running BRC competitions, to ensure that you have access to the appropriate events and can enter the appropriate classes as an individual or team member.

We may also share some of your personal information with necessary associates, such as insurers and those organisations involved in providing other benefits as part of your BRC membership. We will never sell your information or share it with anyone that is not directly related to your BRC or local riding club membership.

We may publish your name and competition results in Rider and British Horse magazines, on our Social Media accounts or on the BHS website. Your details may also be published in event schedules (on the day) and on results boards – both online and at the event in question.

For more information, see our full Privacy Notice on the website : <http://www.bhs.org.uk/privacy> or email our Data Protection Officer: dataprotection@bhs.org.uk

LIFE VICE PRESIDENTS

Peter Buist, David Bacon

BRC RULES

British Riding Clubs is the sole interpreter of these rules and their decision will be final. These rules have been developed to ensure that competitors may ride together, train together, compete together and have fun together under fair and equal conditions. They cannot however, cover every eventuality; matters that cannot be resolved by interpreting the rule to the letter should be resolved following the spirit of the text to obtain a solution that is fairest to all members.

These rules do not only apply to competitions, some rules, particularly regarding conduct and health and safety, are effective at all times and in any circumstance.

It is the responsibility of competitors, team managers, stewards and officials to ensure they are fully conversant with these rules.

The following abbreviations are used in this Rule Book:

BRC:	British Riding Clubs	BHS:	British Horse Society
BD:	British Dressage	EI:	Eventing Ireland
BE:	British Eventing	DI:	Dressage Ireland
BS:	British Show Jumping	SJI:	Show Jumping Ireland
BEF:	British Equestrian Federation*	FEI:	Fédération Equestre Internationale
PC:	Pony Club	RDA:	Riding for the Disabled

* Now British Equestrian but remains as BEF in this Handbook to avoid confusion with British Eventing

BRC HANDBOOK CONTENTS

Horses in Society	3
Privacy Notice	1
Section 1 – Code of Conduct	6
Section 2 – BRC Competition Rules	16
Section 2 – CR Appendices.....	83
Section 3 – BRC Event Rules and Regulations.....	113
Section 3 – Event Rules Appendices.....	148
Section 4 – BRC Club Information and Rules.....	157

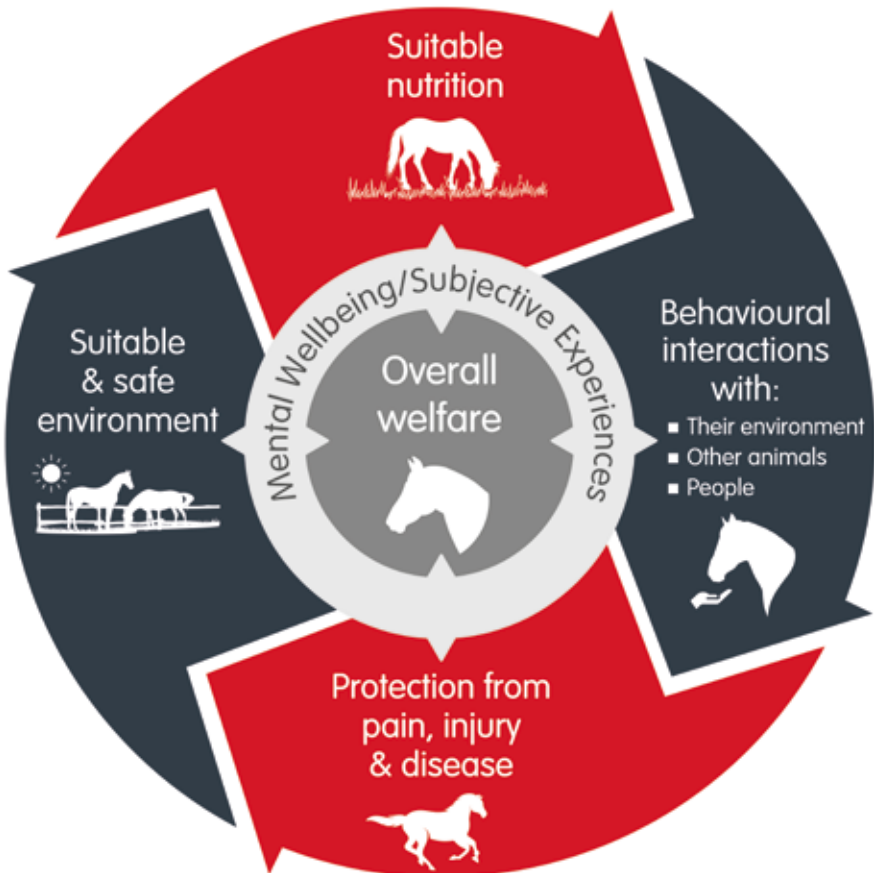
SECTION 1 CONTENTS PAGE

Code of Conduct.....	6
Safeguarding.....	8
Diversity, Equity and Inclusion.....	8
Good Conduct and Discipline.....	9
Social Media Policy	9
Area Representatives.....	10
Advisory Committee.....	11
Complaints Procedure	12
Useful Contacts	14

HORSES IN SOCIETY

The view of horses in sport and leisure can be a varied one. Whether you are a seasoned equestrian, a horse lover, or have nothing to do with horses, you will be aware of horses being enjoyed across the UK - be it in riding schools, competitive sport or in horse-racing.

Good welfare and equestrianism must, and do, go together. Through education and evidence-based decisions it is our aim that all horses have a good life, and are looked after and enjoyed throughout their life.



How can we help – The BHS Guiding Principles

Our Guiding Principles are a set of guidelines based around the Five Domains Model (2020)¹ which looks at animal welfare needs. Caring for a horse is a huge responsibility and we must not only consider their physical requirements, but their emotional and mental health needs too.

Our principles consider all parts of a horse's life and are a roadmap to help you to understand what to look for across these areas.

1. Suitable nutrition

What this looks like:

- Free access to clean drinking water and an appropriate type and quantity of food to suit the individual horse
- Making sure that the horse doesn't go without forage for prolonged periods of time
- Horses who need more than just forage are given additional food following an assessment of their nutritional needs
- Effects of being too fat or too thin are avoided through condition scoring and correct nutrition and exercise
- Horses on a weight management programme may have their feed intake controlled for their benefit using haynets, grazing muzzles and other appropriate safe measures.

2. A suitable and safe environment

What this looks like:

- Access to safe and appropriate shelter and turnout all year
- Horses can be stabled for some of the time given that the stable is a suitable size for the horse, but ideally, they should have access to turnout/grazing and/or exercise every day (unless stabled for medical reasons)
- The environment horses are kept in should be maintained in a way to reduce the chance of injury, for example, adequate, safe fencing
- Turnout is big enough for horses to express their natural behaviour.
- Shade and shelter are readily available
- The indoor environment should be well ventilated to maintain good respiratory health
- Horses may or may not have a rug on depending on the individual horse's needs.

3. To be kept healthy and protected from pain, injury and disease

What this looks like:

- The comfort of good health should be maintained in every horse
- Routine and emergency care should be provided when needed and a veterinary health plan in place for every horse
- Horses should be trained at a level appropriate for the individual horse and in line with the evidence-based theory of how horses learn. This means being trained in a way that's in the best interest of the horse and promotes good welfare. Tack should be well fitting, and the horse should be ridden using sympathetic use of the aids
- Understanding through evidence-based approaches how a horse's behaviour would show us if the horse was stressed, fearful or showing signs of pain, as this would reduce the overall state of their welfare

- When training your horse additional support should be sought from a professional if necessary, for example, a BHS Accredited Professional Coach
- Horses should be cared for and maintain a good quality of life, throughout their life. Providing the right care at the end of a horse's life is the last, and possibly greatest, thing we can do for them.

4. Understanding the horse's behavioural needs when interacting with their environment, other animals and people

What this looks like:

- Horses can express their natural behaviours in response to their surroundings, for example natural foraging in a safe environment
- Enrichment of their environment if turnout restricted, for example, if on box rest. Ideas on how you can provide enrichment can be found here
- Understanding that horses are herd animals who like to live in social groups if possible. This could be stabled next to each other, or in the field where positive interaction can take place, and they can move away from negative interaction with another horse. Sometimes horses will be in a field on their own, but they should always have sight of other horses
- Sheep, cows and other non-horse companions can provide temporary companionship when another horse isn't available
- Horses should like being around us. Listening to the horse and using kind, empathic evidence-based training can help the relationship flourish
- The ability to move freely, such as adequate turnout and being ridden empathetically.

5. Mental state and subjective experiences

All the previous four principles (or domains) feed into this final fifth principle/domain which states that we can't understand the overall welfare state of the horse without considering their mental wellbeing and how they experience the world.

What this looks like:

- Being aware of how the horse's nutrition, environment, health status and behavioural interactions with their environment, other animals and people have a vital impact on their mental state
- Paying as much attention to the horse's mental wellbeing as to their physical health
- Concentrating on actively promoting positive experiences rather than just preventing negative ones.

Through education, support and continuing to be a voice for horses we can improve how our horses live, and make sure equine welfare remains a priority for all.

Reference:

1. The 2020 Five Domains Model: Including Human–Animal Interactions in Assessments of Animal Welfare: <https://doi.org/10.3390/ani10101870>

www.bhs.org.uk/horse-care-and-welfare/

1: CODE OF CONDUCT

As with any organisation BRC is required to operate in a professional manner. The code of conduct should be interpreted in the spirit of integrity, transparency and common sense. Breaches of the codes of conduct may result in disqualification from competition and disciplinary action. BRC has produced its own Codes of Conduct covering the following:

- Welfare of the pony/horse
- Conduct of BRC members & their representatives
- Conduct of Judges

1: WELFARE OF THE PONY/HORSE

It is vitally important for the future of equine sport that the welfare of the pony/horse is always the primary consideration. The aim of BRC is to promote the improvement of riding, training of ponies/horses and horsemanship in the UK.

The BRC Code of Conduct for the welfare of the pony/horse is as follows:

- British Riding Clubs expects all those involved in this sport to adhere to the BRC's code of conduct and to acknowledge and accept that at all times the welfare of the horse must be paramount and must never be subordinated to competitive or commercial influences.
- At all stages during the preparation and training of competition horses, welfare must take precedence over all other demands. This includes good horse management, training methods, farriery, tack and transportation.
- Horses and riders together as a combination must be capable, have relevant training and have competition experience at the level they are entered for.
- Horses and competitors must be fit, competent and in good health and condition before they are allowed to compete. This encompasses medication use, surgical procedures that threaten welfare or safety, pregnancy in mares and the misuse of aids. Horses should not be overworked, and thought should be given to the number of classes entered and the distance to be travelled when competing at all BRC events. The official steward may stop a horse from competing if there is concern over the horse's welfare.
- Events must not prejudice horse welfare. This involves paying careful attention to the competition area, ground surfaces, weather conditions, stabling and site safety.
- Every effort must be made to ensure that horses receive proper attention after they have competed and that they are treated humanely when their competition careers are over. This covers proper veterinary care, competition injuries, euthanasia and retirement.
- BRC Rules regarding the health and welfare of the pony/horse must be adhered to not only at national championships and area competitions but also at club level.
- Every rider, coach and club official must accept responsibility to uphold the highest level of pony/horse welfare.
- Clipped or shaven sensory hairs around the mouth, nose, eyes and inner ear are not permitted as this may reduce the horses' sensory ability. Areas of hair that must be clipped or shaven to allow veterinary treatment may be granted dispensation to compete, provided a letter from the vet is sent to BRC office before competing.
- All national championship warm-up areas must be supervised by an officially appointed Steward. At area qualifiers there should be a steward appointed to maintain standards in accordance with BRC Rules.

- The onus is on any spectator, rider, coach, judge or BRC member to inform the official steward or secretary, at a club event, if they are concerned about or feel that they have witnessed rough or unfair riding or training. The matter will then be investigated and a decision made on the appropriate action to be taken.

1.1: Examples of Abuse

Here are some examples (but not an exhaustive list) of what could be considered abuse and should be used in addition to those mentioned in rule G23 and G24:

Lameness: Riding any unsound pony/horse

Tack: Incorrectly fitted tack; used outside of manufacturer's guidelines

Over-working: Riding or competing on an exhausted, lame or injured pony/horse

Distress: Ignoring the obvious distress of a pony/horse, whether caused by the rider or other external factors

Blood: Any sign of blood on an animal is cause for concern. If blood is seen anywhere on the horse when riding in or competing in any discipline, then the horse may be eliminated at the discretion of the Official Steward.

1.2: Conduct of BRC Members, Officials, Volunteers and Representatives

BRC Members and representatives or associates of a member shall not:

- Conduct themselves, before, at or after any BRC activity in a manner which is offensive to the public
- Attend a BRC competition without ensuring they are up-to-date on rules
- At any competition, argue, behave with incivility or contempt, or use abusive or threatening language, towards a judge, official or other competitor
- Conduct themselves in a manner detrimental to the character and/or prejudicial to the interests of BRC
- Make, either orally or in writing, to an officer of BRC or Club, or a third party, a statement on a matter covered by the rules which they know to be untrue
- Smoke when mounted
- Officials are required to take decisions in a fair and sporting manner and in accordance with the code of conduct and BRC rules
- Discriminate on the grounds of race, colour, religion or belief, disability, sex, marital status, age, sexual orientation, nationality and ethnic or national origins.

People who are showing symptoms of an infectious/contagious disease or have been diagnosed by a health professional/diagnostic test should not attend any BRC activities until they are no longer showing symptoms or are advised they are no longer infectious/contagious by a health professional.

By joining BRC a member is deemed to have agreed to be bound and comply strictly with rules on forbidden substances for both horse and rider. See G17.

If any member is found in breach of any of the above they may be referred to the BRC Discipline Committee who will take appropriate action.

1.3: Judges Conduct

The BD Code of Conduct for Judges will apply to all BRC dressage competitions. The BS Code of Conduct for Judges will apply to all BRC show jumping competitions.

2: SAFEGUARDING

British Riding Clubs is a Member Body of the British Equestrian Federation (BEF), and adheres to the BHS Policy on safeguarding, details of which can be found at www.bhs.org.uk/safeguardingchildren

British Riding Clubs reserve the right to restrict or prohibit attendance at any of its events to anyone who BRC considers to be an unsuitable person. For our policy on unsuitable persons please see our website <http://www.bhs.org.uk/safeguardingchildren>

2.1: Junior Participation

It is the team manager's responsibility to gain parental consent for juniors to participate in BRC events.

3: DIVERSITY, EQUITY AND INCLUSION

We recommend all Riding Clubs consider equality and diversity Diversity, Equity & Inclusion as part of their club constitution. The BHS Everyone Welcome policy can be found here <https://www.bhs.org.uk/about-us/how-we-operate/our-policies/equality-and-diversity-policy/> change to <https://www.bhs.org.uk/about-us/everyone-welcome/>

As a department of the British Horse Society, British Riding Clubs adheres to this policy. For BRC activities it should be noted that 'representatives' applies to all BRC, club and area officials. Concerns from any attendee at a BRC activity should be raised to the appropriate official as follows:

Level of Activity	Initial Report To	Escalation To	Escalation to	Escalation to
Club	Activity Organiser	Club Chair	Area Chair	BRC HQ
Area	Area Chair	BRC HQ		
National	BRC HQ	BHS COO		

For BRC activities, this policy should be read in conjunction with the BRC Handbook, Codes of Conduct and BRC Complaints Procedure.

Why do We Have an Diversity, Equity and Inclusion Policy (Everyone Welcome)?

- Everyone Welcome means just that. Whatever an individual's ability, background, culture or identity... they are welcome to be part of our equestrian community. We will be all the better for being more diverse, equitable and inclusive –as individuals, as a Society and as a sector.
- The BHS acknowledge and fully accepts its duty under The Equality Act 2010 and the requirement for employers and organisations to prevent and act on discrimination.
- The BHS have adopted and signed up to the British Equestrian EDI Policy and Equality, Diversity and Inclusivity Pledge.
- We recognise that an organisation cannot benefit from diversity within its stakeholders without an environment that is inclusive and encourages people to bring a variety of experiences, ideas, and perspectives. Inclusivity encourages everyone to be their authentic selves without fear of discrimination.

Responsibility

- The BHS - The BHS's Board of Trustees and Chief Executive have overall accountability for this Policy and accompanying guidance
- The BHS Board of Trustees will appoint a DEI Champion who will be responsible for raising awareness of DEI matters at board meetings
- The Chief Operating Officer has overall responsibility for the implementation of this policy
- All employees, consultants, coaches, officials, members, participants and volunteers are responsible for raising concerns around discrimination or unfair treatment.

Complaint/discrimination concern

Anyone who has a concern that this policy is not being adhered to or if you feel you have been discriminated against please raise a concern via this link <https://www.bhs.org.uk/about-us/contact-us/raising-a-concern/> For Home Team members please talk to your line manager, Director or a member of the People Team or email hrtransactional@bhs.org.uk

4: GOOD CONDUCT AND DISCIPLINE

Any member of an affiliated club, their representative or any person participating/ spectating in any way at any BRC activity who conducts themselves in an inappropriate manner which brings the name of an affiliated club or BRC into disrepute shall be guilty of a breach of BRC rules.

5: SOCIAL MEDIA

Whilst BRC acknowledge that social media can be an ideal way to communicate with both members and the wider equestrian community, any defamatory comments relating to members, officials, volunteers and staff of BRC or the BHS will not be tolerated. An online post is libellous if it is damaging to a person's reputation. Re-posting or re-tweeting can be seen as an endorsement of the original comment. Publication of information and comments on social media carries the same obligations as any other kind of publication and should follow the same ethical and legal standards.

Therefore, when using the internet and all social media members and clubs must not:

- Post any threatening, derogatory, obscene, indecent, seditious, offensive, pornographic, abusive, disparaging, racist, discriminatory, menacing, inflammatory, blasphemous, or defamatory statements or material, including, but not limited to, statements or material concerning BRC, its members or former members, its sponsors, affiliates and stakeholders
- Disclose on social media, any personal information relating to any other person
- Make any statements that could directly or indirectly damage BRC's name
- Use BRC logos, brand names, slogans or other trademarks, or post any of its confidential or proprietary information without BRC's prior written permission.

Failure to comply with the provisions of these rules may result in disciplinary action under these rules and/or civil proceedings. BRC may also require posts to be removed, where comments or any other submissions may constitute a breach of these rules.

BRC accepts no liability for legal breaches by BRC people/members on social media. BRC people/members are fully accountable for the content they publish.

BRC members must make it clear that if using, referring to or otherwise disclosing their BRC membership status in any way on social media that they are speaking on their own behalf and that their views do not represent those of BRC.

BRC reserves the right to monitor, intercept and review social media postings and activities to ensure that its rules are being complied with, and for its legitimate business purposes.

BRC will comply with any law, or request by any governmental or other regulatory authority, or order by a court or other authority of competent jurisdiction, requiring BRC to disclose the identity or location of any member posting any material in breach of this rule. BRC may share a member's personal information with the police or any other governmental authority if it is asked to do so in connection with the investigation of suspected illegal activities.

6: AREA REPRESENTATIVES

The UK is divided into 23 areas. Each area has an elected representative. An area representative term is 3 years. After this period an election will take place and all members in the area are welcome to a vote. There is no limit to the number of terms an individual can serve.

Area	Representative	Tel	Email
1	Darren Miller	07876 321027	darrenmiller10@hotmail.com
2	Hilary McKenna	07831 729726	hilary.mckenna243@gmail.com
3	Hilary Secker	07818 509361	hilarysecker@btinternet.com
4	Denise Newsome	07837 811409	denisenewsome325@gmail.com
5	Tony Parker	07887 832075	tony.parkertp@outlook.com
6	Peter Dryzek	07767 457929	peter.dryzek@gmail.com
7	Katherine Short	07961 179834	kas214@hotmail.co.uk
8	Katie Pittaway	07823 323105	Kt.pittaway@googlemail.com
9	Penny Ferneyhough	07954 174902	penpony@hotmail.com
10	Jean Bywater	07766 313850	jean.bywater@bromley.gov.uk
11	Cathy Hughes	01932 705852	cathy.hughes@apha.gov.uk
12	Lindsay Opperman	07825 346 579	lindsayopperman@gmail.com
13	Jenny D'Entremont	07825 346579	dentremontj@ymail.com
14	Emma Broughton	07985 653358	emmabroughton16@icloud.com
15	Pam Davidson	07831 437473	pamdavidson31@outlook.com
16	Roy Turner	07903 830923	midcot@btinternet.com
17	Robert Mael	07595 219406	r.mael@btinternet.com
18	Camilla Esling	07875 364658	camillaesling@gmail.com
19	Jane Fisher	07966 450490	janefisherarea19@aol.com
20	Carole Meade	07956 534744	meadec64@gmail.com
21	Jonathan Pett	07977 336654	jonathanpett73@gmail.com
22	Michele Helliwell	07789 713041	micheleh64@aol.com
23	Sharon Perry	07754 661107	weeshaza@hotmail.co.uk

Area Rep Election Process

The election process will be conducted by the BRC office in the following manner:

- BRC will send a nomination form and role description to the area advising them of the election
- Nominations are to be sent to BRC before the deadline specified
- If more than one person is nominated each nominee will be asked to submit a short biography that will be sent with the voting form
- If more than one nomination is received a vote will take place, administered by the BRC office with a 1 week time frame. BRC will send a voting form to all club chairs and secretaries asking them to circulate this to all of their members
- Every current senior BRC member within the area has a right to vote
- Once the vote is finalised the BRC office will advise all nominees of the newly appointed area representative and will also advise the area committee
- BRC will send a declaration form to be signed. Once this has been returned BRC will advise all riding club chairs and secretaries in the area.

Additional Information

- If an area representative retires mid-term, the same nomination procedures will stand and the new area representative will remain in place until the end of that original term
- Should an area be unable to appoint a suitable person for the role of area representative, BRC will intervene to ensure that the role is suitably covered
- An area representative does not have voting rights on the area committee
- An area representative cannot stand as area chairperson, secretary or treasurer
- BRC reserves the right to refuse nominations for any individual they feel is not able to successfully carry out the role of area representative.

For further information on the area rep role please contact the BRC office.

7: ADVISORY COMMITTEE

The BRC Advisory Committee provides expert and specialised external skills and knowledge to BRC. Together they ensure the Society's policies and priorities remain relevant to external audiences.

Roy Turner	Competitions Officer	Area 16 Representative
Jane Fisher	Rules and Eligibility Officer	Area 19 Representative
Tony Parker	Logistics and Facilities Officer	Area 5 Representative
Chris Walton	Database and Scoring Officer	jennamoll@aol.com
David Clarke	Participation Officer	david.area7@gmail.com
Ryan Searle	Safety Officer (Co-opted)	ryan@flockherd.co.uk

8: BRC COMPLAINTS PROCEDURE

British Riding Clubs Complaints Procedure for Area, Club and Member Complaints

Many issues can be quite easily resolved by better understanding and communication between the parties concerned and this should be the first option for any complaint. The following types of complaint should be brought to the attention of the Area / Club / Member and resolved by them:

- Disputes between Club members
- Issues regarding the availability of events
- Disputes regarding Club teams.

Discussion and negotiation can often resolve them but occasionally you may find that you are unable to resolve the problem or that the issues are so serious that you need to contact BRC directly. BRC will investigate serious complaints including:

- Health and safety concerns
- Horse welfare concerns
- Safeguarding issues
- Contravening of BRC rules
- Quality of BRC events
- Inappropriate use of social media.

Clubs that affiliate to the British Horse Society and their members are obliged to adhere to the current BRC Handbook, including the Code of Conduct (sections 1:2-4) and discipline rule (rule G15).

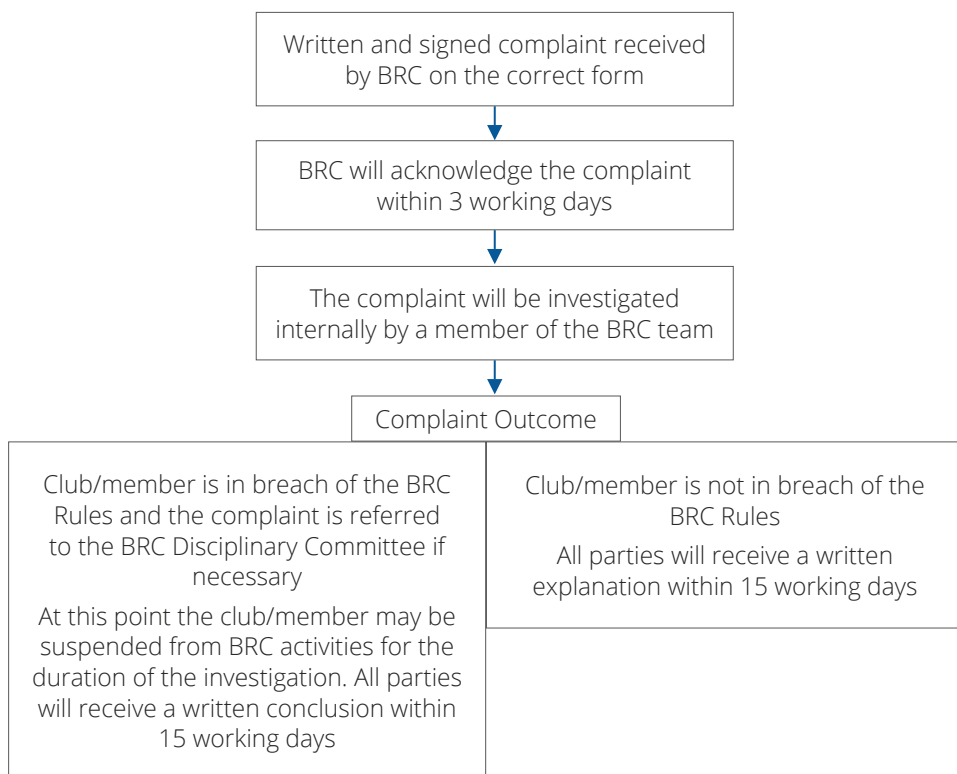
If you believe a club or member has contravened the regulations stated within the current Handbook, you should request a complaint form from the British Riding Club website here: <https://www.bhs.org.uk/enjoy-riding/british-riding-clubs/brc-downloads> or by calling 02476 840518. This must be completed in full and returned to the Head of British Riding Clubs at rachael.ht@bhs.org.uk. This will then be allocated to a relevant member of staff to investigate. All complaints must be made within 3 months of the incident.

The following procedure will be followed by BRC when investigating a complaint:

- Anonymous complaints will not be considered and all complainants will be asked to give their contact details and to put their complaint in writing
- When a complaint is received, the Area Representative will be contacted by a member of BRC staff and the details of the complaint discussed
- Where appropriate, the BRC Representative or a member of BRC staff will visit the Area / Club / Member to carry out a thorough investigation and produce a written report
- If a complaint against an Area / Club / Member is being investigated by the Police or as part of a legal investigation, BRC may be unable to complete their own report until the investigations have been completed
- Whilst the name of the complainant may be kept confidential, if appropriate, this cannot always be guaranteed as, by the very nature of the investigation, the Area / Club / Member may deduce the name of the complainant
- Following the investigation the Area / Club / Member may be tasked with carrying out remedial action or putting procedures in place to prevent a similar recurrence. The complainant will also be contacted and provided with a summary of the findings of the investigation and what actions will be taken

- Complaints may be referred to the BRC Disciplinary Committee and the Club / Member may be suspended from BRC activities for the duration of the investigation
- A complaint made against an Area / Club / Member may be unfounded and in these circumstances the complainant will be made aware of the situation and that no further action will be taken.

Whilst the majority of complaints are made through genuine concern there are an unfortunate number which are malicious and are intended to harm the reputation of the Area / Club / Member. If a complaint is found to be malicious the complainant may be found liable for the cost of the investigation and the travel expenses incurred. As a charity our resources are crucial to our work and we would ask that you do not use the complaints procedure unnecessarily.



Any appeals against the complaint outcome must be lodged in writing to the Head of British Riding Clubs at rachael.ht@bhs.org.uk within 7 days, including any new information to support the appeal. The outcome of any appeal will be communicated in writing within 10 working days and shall be final.

9: USEFUL CONTACTS

BRC General Enquiries: 02476 840518

BRC Event Mobile (Championships only): 07783 888303

BRC Website: www.britishridingclubs.org.uk

BRC Membership Website: britishridingclubs.sport80.com

BRC Stabling Website: <https://brc.bhs.org.uk>

BRC Entries email: brcentries@bhs.org.uk

BRC Membership email: brcmembership@bhs.org.uk

BRC Facebook: British Riding Clubs

BRC Instagram: @british_riding_clubs

BRC TikTok: @british_riding_clubs

British Dressage: 02476 698830

British Eventing: 03301 748196

British Show Jumping: 02476 698800

British Endurance: 02476 697929

British Equestrian Federation: 02476 698871

Pony Club: 02476 698300

RDA: 01926 492915

BHS Website: www.bhs.org.uk

BHS Safeguarding: 02476 840746

BHS Bookshop: www.britishhorseshop.com

BHS Horse Passport Line: 02476 840574

SEIB: www.seib.co.uk Tel: 01708 850000

British Riding Clubs, British Horse Society, Abbey Park, Stareton, Kenilworth, Warwickshire CV8 2XZ



“Healthy Tummy keeps my horses’ digestive system’s in perfect condition!”

It also fuels their performance, providing them with controlled energy. They all look the picture of health, I’m always receiving compliments on how well they look!”

Tanya Buckingham-Lloyd | Dressage Rider, Eventer & Trainer



Gastric Health | Nutritionally Balanced | Low Starch

For the answer to ALL your equine feeding queries talk to a Dengie nutritionist today:

01621 841 188

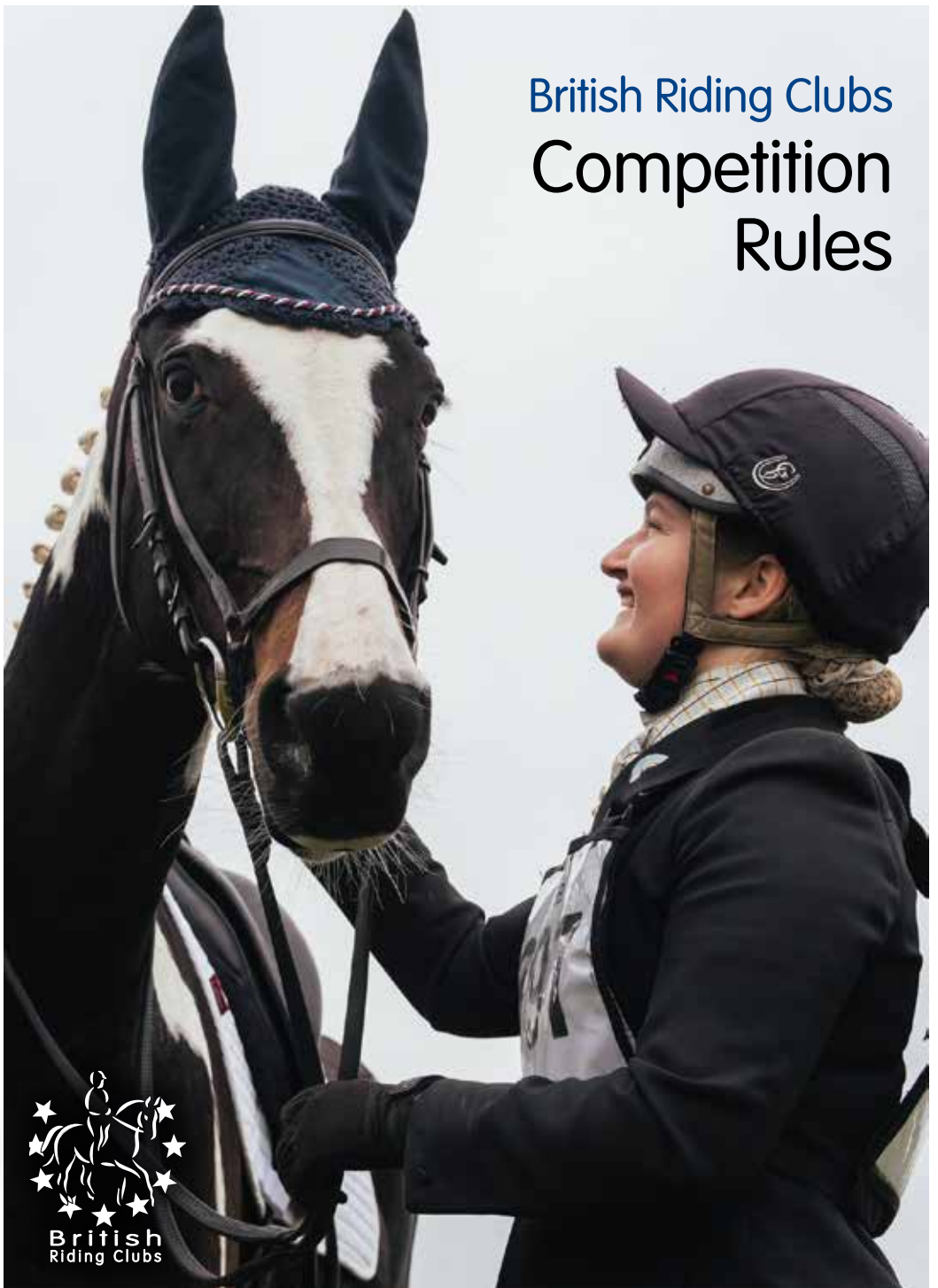
Discover more at www.dengie.com



SCAN TO LEARN MORE



British Riding Clubs Competition Rules



Ride together • Train together • Compete together • Have fun together

OFFICIAL RULES FOR ALL BRC COMPETITIONS

Including 2025 Area Competitions for the following Championships:

Winter Show Jumping Championships

Winter Dressage Championships (incorporating the Dressage
to Music and Quadrille)

Arena Eventing Championships

Horse Trials Championships

National Championships

Combined Championships

Recommended for use at all affiliated club events.

Rules regarding hats, body protectors and
medical requirements are compulsory for all
club competitions.

SECTION 2 CONTENTS PAGE

SECTION G:	GENERAL RULES	
	G2: Entries.....	19
	G3: Qualifying Competitions.....	21
	G6: Eligibility.....	24
	G7: Flu Vaccinations.....	25
	G8: Championships.....	28
	G10: Withdrawals.....	29
	G11: Reserves.....	30
	G14: Protests.....	31
	G15: Discipline.....	31
	G17: Forbidden Substances.....	33
	G20: Exercising at Championships.....	34
	G22: Dress.....	35
	G28: Falls.....	40
SECTION D:	DRESSAGE	
	D1: Dressage.....	43
	D2: Dressage to Music.....	48
	Q1: Quadrille.....	50
SECTION SJ:	SHOW JUMPING	
	SJ1: Show Jumping.....	53
SECTION HT:	HORSE TRIALS	64
SECTION CC:	COMBINED CHALLENGE	73
SECTION CT:	COMBINED TRAINING	77
SECTION AE:	ARENA EVENTING	80
APPENDICES:	CR Appendix 1 – Tests & Fees.....	83
	CR Appendix 2&3 – Eligibility of Horse & Rider.....	86
	CR Appendix 3 – Eligibility.....	90
	CR Appendix 4 – Championship Classes.....	91
	CR Appendix 5a – Dress Guidelines.....	92
	CR Appendix 5b – Tack Summary.....	96
	CR Appendix 6 – Courses, Speeds & Distances.....	97
	CR Appendix 7&8 – Course Requirements.....	97
	CR Appendix 10 – Awards & Numbers to Qualify.....	101
	CR Appendix 11 – Overall awards.....	103
	CR Appendix 11b – Evaluating Team Penalties.....	104
	CR Appendix 12 – Affiliated Riding Clubs by area.....	105
	CR Appendix 13 – Flu Vac Check table.....	108
	CR Appendix 14 – Banned Substance & Controlled Medication Procedure.....	110

G: GENERAL RULES

G1: OFFICIAL COMPETITIONS

G1.1: Definition

An official competition is a qualifier for one of the BRC National Championships. It does not include inter-club or inter-area competitions, except where these are also qualifiers for BRC National Championships. It is, however, recommended that all club competitions should be run under these rules, where applicable. All health and safety, medical and vet cover, hats and body protector (where compulsory) rules are mandatory for all BRC activities.

G1.2: Rules

All official BRC competitions are conducted under the rules within this Handbook. Where a specific situation is not covered within these rules the official rules for British Dressage (BD), British Show Jumping (BS), British Eventing (BE) or other official BRC publications shall apply.

Making an entry for any official BRC competition constitutes acceptance of these rules. It is the responsibility of competitors, team managers, club committees, stewards and officials to ensure that they are fully conversant with these rules.

Entries that BRC consider contrary to the spirit of the competition will be rejected.

An unintentional breach of these rules through lack of knowledge will be treated in the same way as a deliberate breach. In all competitions the judge's decision is final unless over-ruled by the Official Steward or, at the Championships, by the Jury of Appeal.

Every effort is made to ensure that all parts of this Handbook are up to date. However, if an anomaly is found, those new rules recorded in bold and italic shall supersede any relevant rules unintentionally left in from a previous year. Amendments after going to print will be released on the BRC website handbook page.

G1.3: Official Competition Year

The official competition year begins on 1 April and ends on 31 March and is divided into two seasons, summer and winter. The competitions covered by this rule book, including area qualifiers for the following championships, are:

SUMMER SEASON CHAMPIONSHIPS 25

Horse Trials Championships
National Championships
Combined Championships

WINTER SEASON CHAMPIONSHIPS 25

Winter Show Jumping Championships
Winter Dressage Championships
(Incorporating the Dressage to Music
and Quadrille)
Arena Eventing Championships

Please note that there may be new rules for the 2026 Winter Championships, which will come into effect on 1 January 2026. Qualifiers for the 2026 Winter Championships which take place between 1 October 2025 and 31 December 2025 will run under these 2025 rules unless specified in a rule amendment. Some Winter Qualifiers and Championships may run after 1 April, but will still be considered as Winter Competitions for rule purposes.

G2: ENTRIES

G2.1.1: Pre-entries

Pre-entries must be made for every team and/or individual entering any qualifier and completed by a senior club representative (or by an individual BRC Member) to the BRC Office 21 days before the area qualifier, with appropriate fees. Late entries may be accepted at the discretion of the organiser. Team managers must contact the organiser to seek permission for a late entry in the first instance to see if there is space. Late pre-entries must be made online and will be subject to a £5 surcharge per individual or pair and £10 per team. Posted or emailed pre-entries will not be accepted.

Pre-entries are only accepted online using the BRC entry system.

There will be no return of pre-entry fees however a credit note may be issued at the discretion of BRC providing the request is sent in before the closing date of pre-entries.

If a refund is granted due to specific circumstances it will be subject to a 10% administration fee, not including the transaction fee.

Pre-entry fees are NOT required for direct entry or warm up classes.

G2.1.2: Postponed Qualifiers

If the qualifier is less than 21 days from the original date, pre-entries will not re-open. All pre-entries will transfer to the new date. Late entries will be accepted as per G2.1.1. Those unable to make the new date are able to claim a credit note from BRC for 14 days from the new date announcement. Eligibility will be taken from the original close of pre-entry date.

If the qualifier is more than 21 days from the original date, pre-entries will re-open and close 21 days before the new qualifier date. New entries will be accepted and after the closing date late entries will be as G2.1.1. Those unable to make the new date are able to claim a credit note from BRC for 14 working days from the new date announcement. Eligibility will be taken from the original close of pre-entry.

Any qualifier that is cancelled and not rescheduled; clubs have 14 working days from the date of cancellation announcement to claim a credit note.

G2.1.3: Loss of Team Members at Area and Championships

If due to unforeseen circumstances an entered team loses two or more of its members prior to the start of the competition, the remaining member or members may compete (at the organisers' discretion) as individuals. However, there will be no refund for the missing team members.

G2.2: Area Entries

The competition entry fees will be set by the Area Liaison Committee and are payable to the host club/area. Late area entry surcharges will be at the discretion of the area organiser.

Making a pre-entry to an official competition constitutes a binding obligation to pay the area competition organiser an additional entry fee irrespective of whether the club and/ or individual compete or not. Failure to pay this additional fee could result in the club and/or individual being banned from competitions in future years at the discretion of BRC.

The date of the close of entry for area qualifiers is at the discretion of the host club/area, details of the organiser will be published on the BRC website. Area entries must be done in accordance with the Area Schedule. Entries will not be accepted if the BRC Office has not received a pre-entry.

Teams or individuals not wishing to compete at the championships may enter the area qualifier to compete HC if the organiser is willing to accept them and they are eligible. Any team, team member or individual competing HC will not be eligible to compete at the championships.

If the area qualifier becomes cancelled for whatever reason, area entries may or may not be refunded at the discretion of the Area Liaison Committee.

G2.3: Championship Entries

On receipt of the area qualifier results, a championship invite will be sent to the team manager for all teams and/or individuals that have qualified. No club and/or individual have qualified until they have received notification from the BRC office. Invites are sent at the discretion of BRC and may be dependent on scores. Refer to G11 for rules on reserves.

Entries must be made and paid for by the due date, details of this year's championship fees are in CR Appendix 1. A booking fee is payable on entry, this is not refundable. The name shown on the entry must be that on the flu vaccination

certificate see rule G7.2 and G7.5. Each Team may be subject to providing a team volunteer. Failure to provide a team volunteer could result in a discretionary up to 25 penalties or elimination.

There will be no return of championship entry fees (including direct entry classes) unless granted due to specific circumstances, a refund if granted will be subject to a 10% administration fee, not including the transaction fee. In the event of a Championship being cancelled 25% of the fees will be retained, the remaining 75% may be returned at the discretion of BRC, not including transaction fees.

BRC will endeavour to avoid alterations to all published championship dates and venues, however these may change due to unforeseen circumstances.

Abandonment insurance is in place for certain championships. Please see BRC website for full details on when a refund may be due in these circumstances.

G2.4: Area Teams

Area teams for championships may be created at the discretion of BRC by three, or four, highest placed individuals if there were no teams at the qualifier, or if there were no lower placed teams to invite. The next highest placed individual may then also be invited, time permitting.

In extenuating circumstances, if the invited team cannot find a reserve from their own club before close of championship entries, then they may invite a reserve from that area, providing that no other club are able to field a team. In this case, the reserve should have taken part in the qualifier. This team would then become an area team. Permission must be granted by BRC. After close of entries an area team will only be permitted if the team no longer has the minimum of three riders to form a team. A team of three wishing to create a team of four using an individual competitor from a different club will not be accepted. Dispensation may be granted in exceptional circumstances.

G2.5 Returned Cheques

If any cheques for any payments in, e.g. affiliation, photographs, tickets or insurance, are returned from the bank as 'refer to drawer' then the club shall be held responsible for the debt and for the additional administrative fee chargeable by the bank. Cheques will not be accepted for pre-entries, championship entries, hook-up or stabling.

G3: QUALIFYING COMPETITIONS

G3.1: Area Qualifiers

Area qualifiers are organised by Area Liaison Committees/Clubs. These events are listed on the BRC website which is updated regularly, as and when the area informs BRC of these dates.

All area qualifiers must take place at least 28 days before the relevant championships; it is, however, preferable that they take place before this to allow time for processing results, invitations to be sent out, entry forms to be processed etc.

Qualifiers must not take place on a Championship date unless dispensation is granted by BRC office in extenuating circumstances.

G3.1.1: Abandonment

In extenuating circumstances, should an event be forced to abandon part way through a class, 50% of the entries starting would be deemed sufficient in order to gain a result if an alternative, such as rescheduling is not possible. In these situations BRC and the area rep would liaise to produce the best possible course of action.

G3.2 Winter Season Competitions

Qualifiers for the *Winter Show Jumping Championships*, *Winter Dressage Championships* and Arena Eventing Championships must be held after 1 October until

four weeks before the Championships. Even if the qualifiers and/ or Championships run into the summer season they will still be classed as winter competitions. In exceptional circumstances dispensation may be granted for any qualifier to run earlier.

G3.3: Summer Season Competitions

Qualifiers for the Horse Trials, National Championships and Combined Championships must be held after 1 April until four weeks before the Championships. In exceptional circumstances dispensation may be granted to run earlier.

G3.4: Championships

Members who qualify at the Area Competitions will compete at the appropriate National Championships. No competitor will be permitted to compete H/C at Championships. See also G3.1.1

G4: ELIGIBILITY OF CLUBS, INDIVIDUALS AND INVITED TEAMS

Horse and rider eligibility for qualifiers and championships is taken from the close of pre-entry. Members must be showing on the BRC membership platform the **last working day** before the competition date.

G4.1: Affiliation

Only Riding Clubs affiliated to the BHS which have paid the minimum corporate insurance, and which have paid the Area Liaison subscription fee for the current year, are eligible to enter the official competitions. For rules on affiliation please see the BRC Club Information and Rules section of the Handbook. Clubs must have the minimum number of members, failure to do so will result in an affiliation review and subsequently could be disqualified.

G4.1.1: Centre Membership

The British Riding Clubs Centre Membership Scheme has been set up to enable riders who do not own a horse or pony to take part in BRC competitions.

British Riding Clubs Centre Members are permitted to take part in all British Riding Club competitions. They may enter area qualifiers and should they qualify will be eligible to represent their BRC Centre at BRC national championships.

Centre members, or the horses and ponies taking part, will not be covered by South Essex Insurance Brokers BRC Public Liability Insurance Policy and **MUST** therefore hold their own Equestrian Establishment Insurance which covers all Public liability. The policy number must be provided to BRC head office prior to taking part in any BRC competition, by the close of pre-entries.

In order to participate in BRC area and national championships a member from the centre must make contact with their area representative, we advise that someone from the centre attends the area liaison meetings and must pay any fees due.

G4.2: Allocation of Areas

An affiliated riding club may enter eligible teams and individuals for the area qualifier only in the area to which the club or individual is allocated.

Under certain circumstances (such as an area not running a certain qualifier) individual competitors only may, in good time, seek approval from BRC and the organiser of the qualifier to compete at another areas qualifier.

G4.3: Invited Teams

BRC may invite teams from overseas clubs or other organisations to compete at championships.

G5: ELIGIBILITY OF RIDERS

It is the responsibility of the rider/guardian to ensure they are eligible for the level they wish to compete at.

G5.1: Representation of Clubs

A rider may compete for different riding clubs in different disciplines within the same season. For the purpose of this the different disciplines are listed below:

Show Jumping

Dressage (including Dressage to Music)

Arena Eventing

Horse Trials

Combined Training

Combined Challenge

Horses may be used by more than one club in the same competition year, for example if the horse is sold or loaned to a different person, or is shared by members of two different clubs, provided the horse doesn't compete more than once in the same class. Appendix 2 and 3 supersedes these rules where relevant.

G5.2: Riders Age

All riders in senior competitions must be 18 or over on joining/renewing their membership. All riders in junior competitions must be under 18 when joining/renewing their membership and will remain a junior for the duration of their membership until they renew. Any juniors who qualify for a Championship whilst a junior will continue to be a junior at the relevant championship even if they have renewed and become a senior member between the qualifier and championship date. They may end up competing for example: as a senior in the SJ and a junior in the dressage depending on qualifier dates.

Riders may not compete in both senior and junior sections of competitions.

G5.3: Membership

All riders must be a member of the affiliated riding club for which they are competing and must have paid their subscription one working day before the qualifier they wish to compete in with their names and addresses etc. appearing on the membership platform database. If the qualifying individual/s or any member of a winning/qualifying team is not on the membership platform, then that person will be disqualified and the results will be re-calculated accordingly.

Riders whose membership expires between the qualifier and the championship, as well as championship reserves, must ensure that their membership is renewed and their details are held by the BRC office one working day before the close of championship entry.

G5.4: Disqualification

If a rider is found to be ineligible, or not on the current BRC membership platform, then they will be disqualified. For a team of four with one disqualified combination the results will be re-calculated to remove the disqualified combinations score. If this still allows the team to qualify for the championships then the team will be invited to the championships as a team of three but will be permitted put in a reserve for the fourth team member. Should more than one combination be disqualified, the team will no longer exist.

G5.4.1: Disqualification after close of Championship entry

Should a horse or rider be found ineligible after close of championship entry, then they shall be disqualified from the championships. If this disqualification alters the results from the area as described above, the team will also be disqualified. There will be no refunds of any kind in these circumstances.

G5.5: Composition of Teams

No horse or rider may compete twice in the same team

See appendix 2&3.

G5.6: FEI Competitions

Competitors who have completed under FEI rules in the previous 5 calendar years for a specific discipline may not compete in that discipline for BRC. For Eventing restrictions at AE70, AE80, AE90, CT60, CT70, CT80, CT90, CC70 CC80, CC90, HT70, HT80 and HT90 applies to 3* and above only and for AE100, CC100 and HT100 applies to 4* and above only.

For Para Dressage, those that competed in Grade I through to Grade III will be eligible to compete at any level providing they meet other eligibility criteria. For Grades IV and V, riders may not compete at Intro and Prelim level (except the intro/prelim competitions that do not have rider restrictions) but may compete in any other class at Novice or above provided other eligibility criteria is met.

G6: ELIGIBILITY OF PONIES/HORSES

A table of eligibility can be found in CR Appendix 2 and should be read in accordance with CR Appendix 3. Eligibility will be taken from the close of pre-entry. It is the responsibility of the rider/guardian to ensure they are eligible for the level they wish to compete at.

G6.1: Age of Ponies/Horses

Ponies or horses may only participate under saddle in all BRC activities from 1 January in the year in which they become 4 years old, except for AE90, CC90 and Horse Trials where the minimum age is 5 years old. Horses may participate at any age in hand in any other BRC activities at the organiser's discretion.

G6.1.2: Height of Horses

It is accepted that in BRC competitions senior members may ride ponies and junior members may ride horses.

G6.2: Downgrading of winnings

Horses may be downgraded by 12 BD points, 10 BE points (OR Foundation points), and 50 BS points for each full calendar year (1 January – 31 December); from the end of the last year that **any relevant points** were gained (excluding Quest, Club). For BD points will be removed starting at the highest level the horse has competed. For BE foundation points will only start to be removed when all BE points have been lost. Riders may calculate this for themselves without the need to apply for downgrading with BRC. Horses who have met this criterion may still be registered, but should any further winnings be gained (excluding BD Quest Points, BE Foundation Points or BS points gained in 70/80cm intro class or any club classes) then the horses' full winnings will be reactivated for BRC eligibility purposes.

Riders/horses who do not meet eligibility requirements for their chosen level of competition may still apply to BRC for their case to be considered on an individual basis by the downgrading panel.

BRC does not recognise downgrades approved by other organisations, and those riders with horses who have been downgraded elsewhere and who are unable to meet eligibility requirements by applying the points deductions above will still need to apply to BRC.

Please note that downgrade applications presented with a specific qualifier in mind need to have been approved at the close of pre-entry to comply with eligibility rules. Downgrade applications should be received a minimum of 14 days before the close of pre-entries; however, this does not guarantee that your application will be accepted. Downgrades are subject to review at any time.

G6.3: Mares in Foal

Mares in foal may not compete after their fourth month of pregnancy or with a foal at foot.

G7: EQUINE INFLUENZA

G7.1: Vaccinations against Equine Influenza

This rule applies in respect of any horse/pony (or other equid) which attends a BRC area qualifier and/or championship. Any horse/pony attending a BRC area qualifier and/or championship as a companion (i.e. is not competing) must have written permission before attending the competition. Members must ask the organiser for permission before travelling as a companion to a BRC area qualifier/championship.

The horse or pony must have been vaccinated against equine influenza by a veterinary surgeon, in accordance with the following rules:

Vaccination courses started before 1 January 2024 may follow either of the intervals set out below.

	Intervals before 1 Jan 2024	Intervals from 1 Jan 2024
1st Vaccination (V1)		
2nd Vaccination (V2)	21-92 days	21-60 days
3rd Vaccination (V3)	150-215 days	120-180 days
Booster	Not more than 1 year apart	Not more than 1 year apart

However, any errors with first booster (which should be given either between 150 - 215 days, or 120 - 180 days after the second primary injection) or annual booster given BEFORE 1 January 2020 may be ignored provided that:

- the first two primary injections are correct i.e. the second given between 21 and 92 days after the first
- all annual boosters given AFTER 1 January 2020 are correct.

No injection should have been given on any of the 6 days before the competition and/or entry to competition stables. For example: if the horse is vaccinated on the Monday, the horse will not be eligible to enter championship stables, or compete until the following Monday.

Horses may compete providing that they have had the first two primary injections providing the second vaccination (V2) is not in any of the 6 preceding days of entry to the competition or competition stabling.

The vaccination section of the horse's passport, and any alterations made, must have been completed and signed/stamped by a Veterinary Surgeon.

In the event of failure to comply with any of the requirements of this rule see G7.4.

BRC will continue to strongly recommend a 6 month vaccination when attending BRC qualifiers and championships and maintaining good biosecurity. BRC reserve the right to amend these vaccination rules.

G7.2: Equine Flu Vaccine Shortage 2022

Due to an unprecedented vaccination shortage, horses whose annual booster vaccinations fell between 1 September 2022 and 1 January 2023 the annual booster may be given up to 15 months, provided that the following vaccination is given within the following 9 months. This must be recorded in the passport and signed/stamped by a Veterinary Surgeon, or accompanied by a signed letter to that effect.

E.g., if your annual vaccination is due on 14 November and your vet practice are unable to vaccinate due to a shortage, you can extend the annual vaccination by up to 3 months. Annual vaccination can therefore be administered on or before 14 February, then following the guidance above must be vaccinated with an annual within 9 months. Ensure you have confirmation from the vets this is the case when attending a competition.

Annual boosters due on or after 1 January 2023 must revert to the usual 12-month interval found in G7.1.

G7.3 Checking of Passports and Equine Influenza Records

For the purposes of determining whether the requirements of these rules have been met, the following documents must be available for inspection in respect of a horse or pony which is taking part in a BRC Area Qualifier or Championship.

- any passport issued for the horse and
- the full vaccination records for the horse if this is not contained in the passport.

The identification of the horse or pony may be checked against that contained in the passport or on the flu vaccination record. This may be done from the diagram and description of the animal or by microchip providing that the microchip number has been recorded in the passport or flu vaccination record.

Please see rule G7.6 regarding rules on microchips. Spot checks will be carried out.

G7.4 Incorrect Vaccinations

A yellow/red card system will be adopted for qualifiers and championships, whereby a yellow card can be given to a competitor, allowing them to compete, with an advisory notice to get the vaccinations corrected within a set time frame. A red card will be given where welfare of the horse is compromised or for a second offence, an advisory notice will be issued to ensure correction of the incorrect flu vaccination.

At qualifiers this system will be implemented by the Official Steward and at championships through the Ground Jury.

No refund of entries or stabling fees will be awarded for any disqualification at either qualifiers or championships.

Every effort is made to ensure that flu vaccination checking is carried out correctly. BRC accepts no responsibility whatsoever for any losses incurred, whether directly or indirectly due to incorrect checking. It is the sole responsibility of the competitor to ensure that their horse's flu vaccinations are valid and it should not be assumed that because vaccinations have been accepted at one competition in good faith, it will be accepted at another competition.

G7.4.1: Yellow Cards

Yellow cards will be issued provided that the welfare of the horse is not compromised. An advisory notice will be issued and reported to the BRC Office. A competitor will be given a period of 28 days, or, before they next compete in a BRC qualifier or championship, taken from the date the advisory notice is issued to rectify. The period of 28 days is given when competitions are running close together, allowing the horse to compete within the 28 days without being penalised. Once the 28 days has expired, the Flu Vaccination certificate must be corrected before competing is permitted. Yellow cards must be rectified before attending a championship where possible. If not feasible due to timescale of events, dispensation must be granted from BRC Office for the competitor to attend, it is the responsibility of the competitor to gain dispensation from BRC before

the event they wish to attend. Competitors issued with a yellow card will be permitted to compete in the qualifier or championship the flu vac failure has been identified at.

Examples of where a yellow card would be given with an advisory notice to rectify the issue/restart the vaccinations within a set period of time but not limited to are:

- First booster date has been given too early/too late
- Primary injections given too early/late
- Errors with annual vaccination
- No veterinary stamp
- Incorrect date written in passport.

The advisory notice will inform the action to be taken where possible. G7.4.2.

G7.4.2: Red Cards

Red cards will be issued when there is a potential risk to horse welfare. An advisory notice will be issued and reported to the BRC office. Competitors who receive a red card will not be permitted to compete in the qualifier or championship where the flu vac failure has been identified. The horse may not be able to compete at subsequent qualifiers or championships depending upon the error, until this is corrected.

Examples of where a red card will be issued, resulting in disqualification from the event, but not limited to, are:

- No vaccinations presented at all or more than 6 months overdue
- Vaccination given on any of the 6 days preceding the competition or entry to stabling
- No microchip
- Failure after having received a yellow card to make corrections

G7.4.3 Flu Vaccination Reporting

All errors with flu vaccinations will be reported to the BRC office and kept on record. For both yellow and red cards the details will be kept for a period of 12 months from the date BRC is notified the error has been corrected.

It is the competitor's responsibility to ensure any advisory notices are acted upon, failure to do so may result in disciplinary action being taken and/or disqualification. Area reps will be notified of failures at championships from their area.

G7.4.4: Flu Vaccination Checklist

A copy of the flu vaccination checklist is in CR Appendix 13 and should be used as follows:

- take the date of the first injection and look this up in the column headed INJECTION DATE
- compare the dates in **21 DAYS and 60 DAYS** columns with the date in the flu vac record for second injection, if the date is within range it is fine, if not it is an invalid record
- take the date of the second injection and look this up in the column headed INJECTION DATE again
- compare the dates in **120 DAYS and 180 DAYS** columns with the date in the flu vac record for third injection (first booster), if the date is within range it is fine, if not it is an invalid record (unless the two primary injections were before 1 January 2020)
- leap years are not recorded in the checklist, so you may need to adjust the date to take the extra day into account.
- for vaccinations started before 1 January 2024, use the Pre 2024 table and relevant dates.

G7.5: Names on Passports

The name shown on the passport/flu vaccination record must be the one that is used on all official competition entry forms. If a stable name is also shown on the passport/flu vaccination record this

must be signed and/or stamped by a veterinary surgeon. If a horse is unnamed in the passport, any name may be used, but a microchip must be present for the purposes of identification.

G7.6: Microchips

All horses must be microchipped to compete regardless of where they reside. If a horse is not microchipped the horse will be eliminated from competition.

Where a microchip is showing in the passport but cannot be located in the horse; provided the markings page has been filled out and this can be used to identify the horse, the horse will be permitted to compete with an advisory notice to re-microchip or locate the microchip before their next competition. Where a microchip is showing in the passport but cannot be located in the horse and the markings page is not completed, the horse cannot be identified and will not be permitted to compete.

G7.7: Allergic ponies/horses & homeopathic vaccines

Ponies and horses that, for any reason, are unable to be vaccinated against equine influenza will not be given dispensation to compete. Homeopathic vaccines are not acceptable.

G8: ELIGIBILITY FOR CHAMPIONSHIPS

G8.1: Qualifying

In a competition where an area qualifier is compulsory, no team or individual is eligible for the championships unless they have qualified in front of a judge(s) at the relevant qualifying competition. This rule does not apply to a nominated team reserve, although it is strongly recommended that all reserves have competed at an area qualifier for the relevant discipline. If only three riders start the area qualifier, one of the reserves may take the fourth place. HC entries will not be accepted for any championships.

For competitions that involve any form of jumping, those competitors that are eliminated or have a high score at the qualifier and are still invited to the championships must declare that they, as a horse and rider combination together, have experience and are competent at the level for which they are entered. This is the riders' responsibility and also applies to reserves. Failure to do so may result in elimination.

Eligibility is taken from the close of pre-entry, any points gained between the close of pre-entry and the championship will not be counted.

G8.2: Numbers to Qualify

Full details of the numbers that can qualify per competition are in CR Appendix 10 and are dependent upon the number of pre-entries, for this purpose any team or individual competing HC are disregarded.

G8.3: Evaluating Individual Qualifiers

For Dressage, Combined Training and Horse Trials competitions the numbers of individuals to qualify will depend on the number of arenas used according to the table in CR Appendix 9, where the maximum number of permitted competitors allowed per arena is listed. (It is understood that arenas are allocated by the organiser at close of pre-entry, therefore, the number of arenas permitted will be based on this figure regardless of the number of starters on the day of the competition).

Example: For a competition using Prelim 1, which allows a maximum of 32 competitors in one arena, if there are 1 to 32 competitors doing the test then only one arena should be used, if there are 33 to 64 competitors then two arenas should be used and if more than 64 competitors then three arenas should be used.

If the organiser wishes to use more arenas than appropriate for the number of competitors entered, they may do so but the qualifiers will be evaluated by combining results from each arena to give the effect of all competitors being in the same arena. An example of the calculations is in CR Appendix 11A.

G9: STABLING AT CHAMPIONSHIPS

G9.1: Reservations

Where stabling is available at the championship venue, it must be reserved and paid for at the time of entry. Stabling cannot be guaranteed after close of entries (i.e. within 21 clear days of the championship date). After this time, a late stable booking page will be uploaded to the stabling website. A £10 late fee will be incurred per stable, per night. At this stage no special requests such as permanent stable will be accommodated. Failure to follow the stabling instructions will result in any incurred cost to BRC from the venue being passed to the competitor.

G9.2: Refunds

There will be no refund of stabling fees or hook up costs. There will be no return of stabling fees unless granted due to a specific circumstance, a refund, if granted, will be subject to a 10% administration fee. For exceptions to this rule see G2.3.

G9.3 Horses on Site

In the interest of welfare, British Riding Clubs will not allow horses to be kept on lorries, horseboxes or trailers overnight, at any BRC event. Corralling or leaving a horse tied up unattended at any time is not permitted. Any horse/pony attending a BRC area qualifier and/or championship as a companion (i.e. is not competing) must have written permission before attending the competition. Members must ask the organiser for permission before travelling as a companion to a BRC area qualifier/championship. Any horse/pony (or other equid) which attends a BRC area qualifier and/or championship must be vaccinated as per BRC rules.

G9.4 Stallions

Stallions may have to be stabled in temporary overnight stables; however, every effort will be made to ensure that they are situated in the best possible environment. Stallions must be identified on all stabling application forms.

G10: WITHDRAWALS

G10.1: Withdrawals from Championships

Any team and/or individual who qualifies for a championship and is subsequently compelled to withdraw or who intend to decline the invitation must inform the BRC office in writing immediately when they know they will be unable to compete.

Any team and/or individual who fails to decline/withdraw before the close of entry may still be charged the entry fee.

Failure to compete and failure to withdraw without reasonable cause acceptable to BRC may result in the club or individual being barred from competing in official competitions during the coming and/or following years.

G10.2: Invitation to replacement teams/individuals

If a team and/or individual who qualifies for a championship is subsequently compelled to withdraw then the next highest placed individual or team that took part in the area qualifier may be invited to compete at the championships, if time allows. Please note that this is at the discretion of BRC and is administered by BRC. It is not an automatic process. BRC must receive an official decline in writing/email, or via Sport80, from the withdrawing club before the place can be passed down the line. Invites will not be passed down the line after the close of entry.

G10.3: Withdrawals from Area Qualifiers

Area organisers will specify withdrawal procedures for area competitions in their schedules.

G11: RESERVES

G11.1: Team Reserves

Teams may use up to two reserves. Reserves do not have to be named on the entry form. There must be at least two horse and rider combinations in a team of four or one horse and rider

combination in a team of three that were part of the original qualifying team. Reserves' eligibility will be checked at our earliest opportunity. If a reserve is found to be ineligible after a championship, then the results will be recalculated and awards will be altered. It is strongly recommended that all reserves should have competed at an area qualifier for the relevant discipline.

For competitions that involve any form of jumping, reserves are required to confirm the combination together are capable of competing at the relevant height.

G11.2: Pairs Reserves

One reserve is allowed for any pairs competition, dressage or dressage to music.

G11.3: Individual Reserves

An individual, who qualifies for a championship and is subsequently unable to compete on the pony/horse which they qualified on, will be permitted to substitute their pony/horse on production of a veterinary certificate, provided the reserve is eligible.

For competitions that involve any form of jumping, riders must declare that they, as a horse and rider combination together, have experience and are competent at the level for which they are entered. Failure to do so may result in elimination.

The rider cannot be substituted. This only applies to individual competitions. Horses or ponies that are sold or loaned out cannot be substituted.

G11.4: Eligibility of Reserves

All reserves must be eligible for the competition that they are entered for at close of pre-entry (see CR Appendix 2 & 3). ***Reserves must be an affiliated member of their club and have paid their subscription one working day before the competition/championship they wish to compete at. If a member competed at a qualifier for a club, they are only eligible as a reserve for that club and may not be used as a reserve for another club.***

G11.5: Declarations of Alterations

Team managers must declare any alterations to the original team in writing by email. Reserve forms will be made available on the BRC website and at the championships. Alterations must be made no later than 60 minutes before the advertised start of the class ***with the exception of the National Championships which will be 90 minutes.*** BRC may need to change the alteration deadline under exceptional circumstances at championships, should this be done, details will be posted when times are published.

At area qualifiers each area can decide when declarations of alterations must be made. These details must be agreed with the organiser of the qualifier and printed in the schedule.

G12: REPRESENTATIVES

The person named at the foot of the entry form, whether team member, individual competitor or team manager (Chef d'Equipe) shall be responsible for the conduct and supervision of the team(s) / individual(s) at area and championship competitions.

Junior team entries must be made by the team manager (must be a senior) who will be held responsible for their conduct and supervision. Individual junior entries must be made by a senior member of an affiliated club, parent or guardian who must accompany the junior member to the competition for which they are entered and who will be held responsible for the conduct and supervision of that junior member.

G13: OFFICIAL STEWARD

The official steward shall be trained by BRC and will be appointed by the area to attend qualifiers. The official steward for BRC Championships will be appointed by BRC. If they are unable to attend, it is their responsibility to appoint a replacement. If no official steward is present the qualifier will not be permitted to run. The official steward is

responsible for health and safety and the application of the rules. The official steward has the authority to stop a qualifier; if for example, the medical and/or vet cover does not meet BRC rules. Their decision is final. Trainee official stewards may not officiate a qualifier on their own. See Section 3 Event Rules and Regulations 2 – Role of the Official Steward for more details.

G14: PROTESTS

G14.1: Making a protest

Protests or complaints may be lodged only by the chairman, team manager or nominated representative of the club concerned. These must be in writing and accompanied by a deposit of £20. They must be addressed to the organiser of the competition or official steward as appropriate. Protests must be made no later than 30 minutes after the incident which gave rise to that protest, 30 minutes after the results have been published or, in the case of protests against qualification of ponies/horses or riders, 60 minutes after the start of the class.

G14.2: Protests at Area Qualifiers

At area qualifiers the official steward will give their decision after investigation and their decision will be final. The deposit will be forfeited unless the protest is upheld or it was decided that there were good and reasonable grounds for lodging the protest.

G14.3: Protests at Championships

At championships the Jury of Appeal will give their decision after investigation and their decision will be final, unless they refer the matter to BRC Disciplinary Committee for further action. The deposit will be forfeited unless the protest is upheld or it was decided that there were good and reasonable grounds for lodging the protest.

G15: DISCIPLINE

G15.1: The Disciplinary Steward

The Official Steward will be the disciplinary steward at official competitions.

G15.2: Disciplinary Action

If, in the opinion of the official steward, ground jury members or BRC staff, any member of an affiliated club, any rider, competitor, trainer, or any other person taking part in the event or any person assisting any member, rider, competitor or trainer has been guilty of dangerous riding or a breach of these rules they may either take no action or impose all or any of the following penalties:

- a reprimand
- disqualification
- referral to the BRC Disciplinary Committee
- added to the BRC Watch List for a set period of time.

Any area, club, official or member who does not uphold any sanctions imposed by BRC HQ or the Disciplinary Committee, will be referred to the Disciplinary Committee for further action, which may constitute suspension, disaffiliation, a ban, or any other sanction as listed in these rules.

Where a competitor is requested to report to the secretary's after competing to meet with the official steward or other official, they must attend at their earliest convenience. Failure to attend on request may incur disqualification from the competition or the whole event at discretion of the official steward and may result in being referred to the discipline committee. Junior competitors must report with a parent/guardian and/or team manager. ***Where appropriate and dependant on the circumstances an educational stance will be taken in order to improve learning and promote good equestrianism.***

G15.3: The BRC Disciplinary Committee

Any breach of rules may be referred to the BRC Disciplinary Committee. The BRC Disciplinary Committee is an ad-hoc committee which is formed whenever there are disciplinary matters to deal with. It will be made from members of the

BRC Advisory Committee and any relevant area representatives. If it appears to the BRC disciplinary committee that any person may at any time have been guilty of a breach of these rules, or on the referral to it by the official steward of a matter under Code of Conduct 1.0, or on receipt of a complaint against any member of an affiliated club, any rider, competitor, trainer, or any other person assisting any member, rider, competitor or trainer, the BRC Disciplinary Committee may deal with the matter as detailed below.

If the BRC Disciplinary Committee decides to deal with the matter they will communicate in writing the substance of the allegations to the person against whom they are made and will give that person the opportunity of making representations whether orally by themselves but not represented by a third party, or in writing. The BRC Disciplinary Committee shall determine if a breach of the rules has occurred and, if so, to either take no action or impose all or any of the following penalties:

- a reprimand
- disqualification of the pony/horse and/or rider from any competition or event in which it has taken part. If the incident involves a team, then the team may also be disqualified
- suspension of the pony/horse and/or rider, trainer or other person responsible to which these rules apply for a period not exceeding 2 years for a first offence
- suspensions of a team or club to which these rules apply for a period not exceeding 2 years for the first offence
- penalties apply from the date of the committee's decision
- in the case of drug testing, when the rider elects to have a B sample tested and that returns a positive test, the committee may also ask for the cost of testing the B sample to be met by the rider or person responsible. (See CR Appendix 14 for full details of the Banned Substance and Controlled Medication Procedure)
- added to the BRC Watch List for a set period of time
- publicise the results of this action as appropriate.

The BRC Disciplinary Committee's decision may be appealed in writing within 14 days only with the submission of new information or evidence. The appeal will be heard by an independent BHS director and a decision will be made within 28 days. The decision of this appeal will be final.

G15.4: BRC Watch List

Any members reported to be in breach of any rule or code of conduct may be placed on the BRC Watch List for a defined period of time with no consultation. The Watch List is held by BRC HQ and is shared with Officials as necessary. Any member on the BRC Watch List, who breaches any subsequent rule during that period of time, will be referred to the BRC Disciplinary Committee and may result in a Disciplinary Hearing. Contents of the BRC Watch List may be publicised by BRC as appropriate at any time. Any member who is placed on the BRC Watch List will be advised in writing of the terms of this action.

G15.5: Recovery of Costs

In the event of the British Riding Clubs Disciplinary Committee upholding a complaint/breach of BRC rules* the member or person(s) subject to such action shall in addition to any costs awarded under BRC rules* pay:

- expenses incurred by the membership body and members of the disciplinary panel
- the expenses relating to any hearing, including room hire.
- administrative expenses of British Riding Clubs limited to £350
- in respect of medication testing violations costs/fees of any testing of samples incurred by British Riding Clubs except in respect of negative results limited to £1500

The limit unless specified to be at the sole discretion of the BRC Disciplinary Committee.

*Includes medication testing violations as detailed in the current BRC rules and at the discretion of the Disciplinary Committee, breaches of BEF member body rules that are judged to bring BRC into disrepute. The Disciplinary Committee reserve the right to inform BEF member bodies of disciplinary findings and member(s) and/or associated person(s) personal details. BRC reserve the right to inform the police and/or other Investigatory bodies if appropriate to discharge legal responsibilities.

G16: DISQUALIFICATION

G16.1: Definition

Disqualification is a sanction imposed for misconduct and is not imposed for errors or infringements for which specific penalties are described in these rules.

G16.2: Reasons for Disqualification

BRC may disqualify a competitor or team if they are found to be ineligible to compete or not on the members database, or the club has not fully paid the affiliation fees to BRC or local area within the specified date.

The official steward may disqualify a competitor or team for:

- dangerous riding
- unsporting behaviour e.g. purposeful outside assistance
- continuing to ride a horse that is lame, sick or exhausted
- misusing a whip, spurs or any other item of tack or equipment
- causing or permitting ill treatment to a pony or horse
- arguing with judges, course builders or other officials
- failing to comply with the Equine Influenza rules (See G7)
- failing to attend a championship prize giving (See G19.1)
- refusal to provide the necessary samples for random drug testing (See G17.3)
- any other action that may be considered gross misconduct or liable to bring BRC into disrepute
- breach of any rule or code of conduct.

G16.3: Reporting a Disqualification

When a competitor is disqualified under BRC rules the official steward may take further action (see G15.4 and G15.5) if they deem it necessary. The official steward must provide details of any disqualified rider on the Official Results Sheets sent to the BRC office after an area qualifier.

G17: FORBIDDEN SUBSTANCES (BANNED SUBSTANCES & CONTROLLED MEDICATION)

G17.1: Acceptable Levels

Ponies or horses taking part in a competition must be healthy and compete on their inherent merits. The use of prohibited substances might influence a pony's/horse's performance or mask an underlying health problem and could falsely affect the outcome of a competition. BRC follows FEI rules regarding substances, and a full list of forbidden substances can be found on the FEI website www.fei.org/

G17.2: Use of Drugs during a competition

If, during a competition, it is necessary to treat a pony/horse with a drug, a veterinary Surgeon, appointed by the organiser or official steward, must be informed immediately. The veterinary surgeon will investigate the reason for the treatment given and shall decide whether the pony/horse is allowed to continue or shall be eliminated.

G17.3: Random Tests

BRC reserves the right to initiate at any time at any official competition, random banned substance and controlled medication tests in accordance with the standard operating procedure prescribed in the FEI veterinary rules. A refusal to allow a random test shall

constitute a breach of this rule. Please refer to CR Appendix 14 for the full procedure. BRC reserves the right to allow BEFAR to carry out random testing on their behalf, and BRC members would then be bound to comply with the BEFAR rules and sanctions. For the purposes of disciplinary action, BRC will take the results of the screening analysis as final. Any confirmatory analysis will be at the cost of the rider.

G17.4: Riders

It is forbidden for any rider to compete whilst under the influence of any stimulating, calming or other drug or substance as detailed in the British Equestrian Federation Rules. The BEF and member bodies are signatories to the World Anti-Doping Code.

G18: LOCAL CONDITIONS

If it is necessary for area organisers to impose additional local conditions, then these local conditions must be agreed by BRC and then all competing clubs notified accordingly.

G19: PRIZE GIVING AT CHAMPIONSHIPS

G19.1: Attendance

Attendance is required as per the schedule of relevant championship.

G19.2: Salvors

Salvors awarded at championships must be signed for by a nominated person who is then responsible for that salver. The salver must be returned to BRC engraved at least one month prior to the following year's championships by some means of signed for delivery or in person and packaged with due care. Any loss or damage or failure to return a salver by the specified date will result in the club concerned being invoiced for the cost of replacement. It will also prohibit that club from having custody of any BRC salver for the following two years. BRC reserves the right to refer any cases of infringements of this rule to the BRC Disciplinary Committee for further action.

G20: EXERCISING AT COMPETITIONS

G20.1: Exercising

Competitors may exercise their Horses/Ponies in the areas provided. There is no access to competition arenas. No jumping outside of competition hours. Details of where to ride will be published in the competitor information with the times for Championships. They may not exercise in the car park or horsebox area or among spectators. They must not enter the dressage or show jumping arenas or access the cross-country course. Competitor numbers must be worn at all times. Bridle/saddle pad numbers may be worn, but must be shown on both sides of the horse. Any non-members exercising (see G20.2), handling or responsible for a horse at an event must have their own third party insurance. Competitors entered in classes where only one number is issued e.g. pairs will need to get a number from the declarations marquee if required. Quadrille teams will be allocated numbers for exercising.

G20.2: Working In

Only competitors may work in their ponies/horses on the day of a class or phase. Riders are to behave with consideration to their fellow competitors whilst working in:

- pass left hand to left hand
- make tack adjustments outside the arena if possible or the middle of the arena
- to avoid accidents, announce that you intend to enter an indoor practice arena
- do not halt or walk on the outside track
- give way to the faster pace and lateral movements.

If a warm-up arena becomes overcrowded, the organiser or steward may impose a limit on the number of horses allowed, giving priority to those closest to their time.

Individuals under the age of 12 are not permitted in warm-up arenas on foot under any circumstances. Juniors between 12 and 16 years old must be accompanied by a parent/guardian at all times. Juniors 16 years old and above need to have a parent/guardian on site.

No one under the age of 14 is permitted to fulfil any volunteer role.

G20.3: Lungeing

Lungeing of ponies/horses must not take place in such a way or at such times as to interfere with other competitors and/or spectators. **A lungeing whip, if used, must be used appropriately and safely.**

G20.4: Use of Forbidden Equipment

Only equipment and tack allowed in the competition may be used when exercising on the day of the competition, any infringement will result in elimination. Competitors in more than one competition on the same day may warm up prior to each competition in the equipment and tack appropriate to that competition. When working in, side reins may be used for lungeing, the rider may carry a whip and the horse may wear boots, hoof boots or bandages.

G21: SADDLERY & TACK

The main saddlery and tack rules, per discipline, are at CR Appendix 5.

A steward may be appointed to examine the saddlery and dress of each horse and rider combination before they start any competition. The competitor remains personally responsible throughout for complying with all rules.

Removal of boots for dressage is the competitors' responsibility.

A bridle and saddle (as set out in the tack rules) must be worn when riding at all qualifiers and championships.

G21.1: Numnahs, Saddlecloths and Logos

Numnahs are allowed. Saddlecloths may be in club colours and may bear a club name and/or logo of any size. Sponsors and other logos are permitted.

G21.2: Competitor Numbers

For exercising and competing, any of the following options are permitted:

Discipline	Competitor Numbers Permitted
Dressage	One back number or bridle / saddle pad numbers on both sides/ bib number on front and back of rider
Show Jumping	Back number or bib numbers
Horse Trials	A bib number on the front and back of rider
Arena Eventing	A bib number on the front and back of rider
Combined Training	A bib number on the front and back of rider or one back number. Bridle / saddle pad numbers on both sides for the dressage phase only
Combined Challenge	A bib number on the front and back of rider

G22: DRESS

G22.1: Correct Riding Dress and Logos

All riders whenever mounted must wear the correct riding clothes whilst riding at competition sites. Full details of correct dress, per discipline are at CR Appendix 4. Sponsors logos or websites may be visible on riders clothing. BRC will follow the relevant discipline rules for sponsor logos.

BRC is committed to ensuring inclusivity and celebrates diversity within BRC activities by removing barriers to participation. Where specific items are worn on religious or cultural grounds that conflicts with BRC rules, please contact the office with details for advice.

Hidden Disabilities:

The Hidden Disabilities Sunflower is an easy way for individuals to voluntarily share that they have a disability or condition that may not be immediately apparent – and that they may need a helping hand, understanding, or more time in shops, at work, on transport, or in public spaces. See also section G27 for Reasonable Adjustments.

The Sunflower can be displayed in a number of different forms, depending on the preference of the user, including as a lanyard, lapel badge, face mask or ID card. For use in British Riding Clubs competition or training activity, the Sunflower can be displayed via a competitor armband.

Any riders with hearing difficulties may also wear a royal blue armband when warming up and/or competing to inform the steward and/or judge.

G22.2: Protective Headwear

'Protective Headwear' must be worn at all times when mounted at any BRC event whether competing or not. Harnesses must be correctly adjusted and fastened at all times. At all BRC championships and qualifiers 'protective headwear' must have been checked by an official to make sure that it is labelled with one of the accepted standards and then marked with a visible pink hat tag with either BRC, PC or BE logos. Failure to do so will incur elimination.

'Protective headwear' constitutes a hat which meets one of the following standards:

British	PAS 015: 2011 provided they are BSI Kitemarked or Inspec IC marked
	VG1 01.040: 2014-12 provided they are BSI Kitemarked or Inspec IC marked
European	EN1384: 2023 provided they are BSI Kitemarked or Inspec IC marked
American	ASTM F1163: 2015 onwards provided they are SEI marked
	SNELL E2016 or 2021 onwards
Australian & New Zealand	AS/NZS 3838: 2006 onwards provided they are SAI global marked

Only a "Jockey Skull" of an even round or elliptical shape with a smooth or slightly abrasive surface, having no peak or peak type extensions may be worn for any XC phase. Noticeable protuberances above the eyes or to the front, not greater than 5mm, smooth and rounded in nature are permitted. It must also comply with the 'protective headwear' criteria and be tagged as set out. A removable hat cover with a light flexible peak may be used.

Skullcap hats must be worn with an appropriate colour silk for that discipline (see CR Appendix 4). For Quadrille competitions, hats of the above standard are mandatory.

Competitors are strongly advised to check their hats regularly and to replace them if damaged or following a fall. It is recommended that hats are replaced every 3 to 5 years depending on usage.

Please Note: For the Quadrille competition, please see the Quadrille rules for further information regarding costumes. No alterations, protrusions or additions are to be made to a hat under any circumstances.

G22.3: Body Protectors

A body protector is obligatory in all cross-country competitions and is strongly recommended in show jumping competitions. A BETA Level 3 displaying a Blue 2018 Label must be worn in competitions where a body protector is obligatory. The ONLY exception to this requirement is that the Exo Body Cages will continue to be accepted, provided they have a BETA Level 3 Purple 2000 Label.

Riders wearing Exo Body Cage protectors must inform the secretary at all events. Body protectors should be fitted and worn as per the manufacturer's instructions. The up-to-date BETA list of body protectors can be obtained from www.beta-uk.org

If a rider chooses to wear an airbag style body protector for cross-country it must be worn over a permitted BETA Level 3 body. Hybrid Air-jackets and air jackets incorporated into a blouson style jacket are permitted provided they are also to the BETA 2018 standard. It is recommended that body protectors are replaced once they are more than 5 years old.

G22.4: Medical armbands

Medical armbands are strongly recommended for any type of cross-country competition including Arena Eventing and Combined Challenge. If worn they must be worn on the arm and not the leg. They should be filled in with the relevant competitor's details.

G22.5: Electronic Devices

No receiving, recording, transmitting or monitoring device may be used by a competitor during any phase of a competition, other than warm up areas unless expressly permitted in the rules or dispensation has been granted. These devices must be removed before commencing any discipline or phase. The use of head cams are strictly prohibited at any BRC competition. This includes use on the head, chest, bridle or any other part of the horse or rider.

It is strongly recommended that mobile phones are not carried/used whilst mounted. If competitors must use their phones while mounted they must be stationary. Mobile phones must not be used in warm up arenas.

Drones are not permitted at BRC events unless permission is granted by BRC for official use only. If permitted by BRC, written permission must also be obtained from the landowner and the drone must be flown in accordance with CAA regulations with appropriate third party liability insurance in place.

G23: EQUIPMENT

No item of saddlery or equipment may be misused. All saddlery and equipment is to be correctly fitted, used as intended in its manufactured state without adaptations and must be available for general purchase.

G23.1: Use of Whip, Spurs & Bits

G23.1.1: Whips

The use of the whip must be for an appropriate reason, at an appropriate time, on the correct area of the horse and with the appropriate level of response.

Appropriate Reason: The whip must only be used as an aid to support the natural aids in encouraging the pony/horse forward, or to help the rider to encourage the pony/horse in the right direction. For example, it may be used down the shoulder to keep a horse straight on the approach to a fence.

It must never be used to vent a rider's temper; any use for such a reason is automatically excessive.

Appropriate Time: As an aid, the appropriate time is when the pony/horse is reluctant to go forward under natural aids i.e. seat and legs. Its use, for instance, after a refusal is excessive. Its use after elimination is excessive.

Right area of the horse: As an aid to go forward the whip may be used down the shoulder or behind the rider's leg. The use of a whip on a pony's/ horse's head or neck is always excessive use.

Appropriate Level of Response: ***the whip should never be used more than twice during any incident; and if the pony/horse is marked by the whip (skin broken or a welt) its use is excessive.*** (The rider is expected to know if the pony/horse has sensitive skin and must use the whip accordingly). The arm should never be raised above the shoulder whilst using the whip. The whip should always be carried and used in the backhand (handle pointed upwards) position and never in the forehand position (handle pointed downwards).

Misuse of a whip: If, in the opinion of the judge/official, a whip is misused/overused the rider may face up to 25 penalties or disqualification at the discretion of the Official Steward.



Correct

Incorrect

Dropping a whip: Whips may not be picked up if dropped, with the exception of Horse Trials see HT1.10.

G23.2: Spurs

Spurs must only be used to enhance the normal leg aids and allow for better communication from rider to horse. Spurs must never be used to vent a rider's temper or to reprimand a horse; any use for such a reason is automatically excessive. Use of spurs that results in the pony/horse being marked (e.g. skin broken, blood, etc) is excessive. Misuse of the spur will render the rider liable to disqualification and further disciplinary action.

Spurs will not be permitted for any Introductory level dressage test at all BRC Qualifiers and Championships. They will continue to be allowed for the Prelim level tests and above.

G23.3: Bits

The bit must never be used to reprimand a pony/horse. Such use is always excessive and will render the rider liable to disqualification and further disciplinary action.

G24: LAMENESS

G24.1: Judges Decision

In the case of marked lameness, the judge will inform the rider that they have been eliminated. If, in dressage, there are any doubts as to the soundness of the pony/horse, the competitor will be allowed to complete the test and any unevenness of pace will be severely penalised.

G24.2: Vets Opinion

The judge may ask for a veterinary surgeon's opinion if available, before allowing the competitor's score to go forward for final classification. Refusal to allow an inspection to be made will incur elimination.

G25: STALLIONS

Stallions must be handled by people aware of stallion management in public places and must take adequate precautions to ensure other members of the public are not

put at risk of injury. Stallions are to be identified by the rider wearing a yellow cross band or stallion disc on the bridle at all times.

The official steward may, if they consider that a stallion may cause an accident or injure another person or pony/horse attending the competition, disqualify the stallion and direct that it be returned to its horsebox and be removed from the site.

G26: DRESSAGE JUDGES

G26.1: Ownership

A judge must not be the owner of or have any financial interest in any pony/horse in the class they are judging.

G26.2: Relationship

The judge must not be in a relationship with or a close relative of a rider or owner in their class.

G26.3: Training

The judge should do their best to avoid judging any combination with whom they have been training on a regular basis (i.e. lessons given fortnightly and/or training in the preceding two weeks), unless exceptional circumstances demand it (i.e. being asked to judge at very short notice) and in this instance a possible conflict of interest must be notified to the organiser.

G27: REASONABLE ADJUSTMENTS

The British Horse Society aims to promote equality, diversity and inclusivity within BRC activities.

A reasonable adjustment is an alteration to or consideration of an activity that may help to reduce the effect of a physical, or mental health condition, that places a person at a disadvantage compared to others.

For competitions, adjustments can only be made to the process or method; adjustments cannot be made to the criteria against which participants will be assessed.

A reasonable adjustment can be requested on the grounds of an impairment (physical or mental) that could be temporary or long term.

Reasonable adjustments can be made in the case of members who wear religious clothing.

Examples of adjustments that may be granted from Head Office for all BRC activities at club level plus area and national competition:

- Callers
- Dress and/or tack adjustments or use of specialist equipment
- The availability of support personnel for additional needs, including assistance into an arena
- Eligibility adjustments

When applied in a competition environment, it is important that reasonable adjustments do not affect the reliability or validity. They should not give an unfair advantage over others taking part.

BRC may reject an application for reasonable adjustment in circumstances where:

- An adjustment may constitute a safety hazard which cannot be reasonably mitigated.
- An adjustment may create a loss of validity or independence within competition.

How to apply for a reasonable adjustment

Forms are available on the BRC section of the BHS website. Requests should be sent at least two weeks before the activity is about to take place. If submitted after this date, there are no guarantees the adjustment will be applied.

Special Consideration

Safety is paramount in equine activities and, as a consequence, not all activities are suitable for special consideration. Special consideration is a consideration to be given to a person who has temporarily experienced an illness, injury or emotional shock.

Access to fair competition

Where a reasonable adjustment is not required but it may be useful for the judge or stewards to understand the circumstances prior to taking part.

Appeals

If, for any reason, a person involved in BRC feels they have been wrongly refused access to activities or reasonable adjustment and wishes to appeal, they should refer to The BRC Complaints Policy.

See also section G22.1 for more information on Hidden Disabilities.

G28: FALLS AND MEDICAL CHECKS**G28.1: Falls**

A rider is considered to have fallen when there is involuntary separation between them and their horse/pony, which necessitates remounting or vaulting into the saddle.

G28.1.2: Qualifiers and Championships

For dressage, a fall results in elimination from the point of entering the arena. For cross-country and Horse Trials (all phases), arena eventing and show jumping competitions/phases a fall results in elimination from the point of passing through the start until passing through the finish. All falls must be reported to BRC in accordance with Datasheet DS15 available on the BHS Cloud.

Any competitor who has had a fall in a warm-up area, competition arena or anywhere on site at a BRC Qualifier or Championship, must:

- see the doctor/paramedic before remounting to start the competition/phase and follow their instructions
- see the doctor/paramedic before leaving the site and follow their directions
- liaise with event officials where multiple classes/multiple horses are entered to ensure they are able to continue should a time sanction be imposed by the doctor/paramedic.

If a doctor/paramedic is not present then a rider is NOT permitted to remount or ride in any other class that day and is advised to seek independent medical advice from their own GP or NHS 111 before leaving the site if any doubt exists to their fitness level.

It is the rider's responsibility (or guardian of a Junior rider) to ensure compliance. The doctor/paramedic's decision will be final. Failure to comply may result in a referral to the BRC Disciplinary Committee. All falls should be correctly documented and reported.

In the event of a rider having 2 falls in a single day of an event anywhere on site the rider may not be allowed to continue. Any horse fall on site results in the compulsory retirement of the horse from competing in any competition that same day.

G28.1.3 Club Competitions and Training

If a doctor/paramedic is present, the above rules apply regarding the remounting and leaving the site. Rules on elimination mid-competition would be at the discretion of the

organiser. All falls must be reported to BRC in accordance with Datasheet DS15 available on the BHS Cloud.

If a doctor/paramedic is not present, the decision to remount/continue/leave the site is at the rider's discretion (or guardian of a junior rider). Should doubt exist as to the fitness to continue, the first aider, coach, steward or organiser has the right to stop the rider from continuing that day (it should be noted that officials that are not medically trained cannot recommend the rider is fit to continue). The rider should seek independent medical advice before participating in further equestrian activity.

It is the rider's responsibility (or guardian of a junior rider) to ensure compliance. The first aider/coach/steward/organisers decision will be final. Failure to comply may result in a referral to the BRC Disciplinary Committee. All falls should be correctly documented and reported.

G28.2: Suspensions

The Doctor/Paramedic may decide that a competitor should be medically suspended.

If an accident results in loss of consciousness, concussion or suspected concussion it is the person's responsibility to comply with the following suspension periods, whether or not confirmed by a medical professional:

- ***no loss of consciousness and no sign of concussion = no mandatory suspension;***
- ***any symptoms of suspected concussion, however brief = minimum 21 days mandatory suspension.***

The day of injury counts as the first day of the suspension period.

Once a person is suspended, they may not compete in any BRC competition until the period of suspension has lapsed, including being symptom free for 14 days (the 14 days may be within the suspension period). If symptoms persist the suspension will remain in place until the person is symptom free for a clear 14 days.

The person must also have written confirmation from a registered medical practitioner that they are fit to compete in events, and this information has been passed to the BRC office.

It is the rider's responsibility to comply with these rules.



Bobby Upton in the **NEW Hit Air MLV3**

'My attitude to safety has changed significantly after undergoing spinal surgery following a fall at home last year. I cannot compromise on safety, so I have chosen to ride in the latest Hit Air MLV3. I have extensively researched all the air vests on the market and I am confident that Hit Air provides me with the optimal coverage and protection that I need.'

SUPERIOR AIRBAG COVERAGE / SPECIALISTS FOR 25+ YEARS / DEDICATED UK SERVICE CENTRE

www.hitairuk.co.uk | [facebook: HitAirUK](https://www.facebook.com/HitAirUK) | [instagram: @hitairukofficial](https://www.instagram.com/hitairukofficial) | 07500 962 397 | CE NF 572 - 800 2022

BRC run a range of dressage competitions for both junior and senior riders.

Winter Dressage Championships (to include the Dressage to Music and Quadrille – see D2 & Q):

- **Senior Introductory Winter Dressage:** for teams of 4 riders, with 3 scores to count and for individuals (all team members are automatically in the individual competition). Two team riders will ride different intro tests and the other two team members will ride different prelim tests.
- **Senior Novice Winter Dressage:** for teams of 4 riders, with 3 scores to count and for individuals (all team members are automatically in the individual competition). One team member will ride an intro test, two team members will ride different prelim tests and one team member will ride a Novice test.
- **Junior Introductory Winter Dressage:** for teams of 4 riders, with 3 scores to count and for individuals (all team members are automatically in the individual competition). Two team riders will ride different intro tests and the other two team members will ride different prelim tests.
- **Junior Novice Winter Dressage:** for teams of 4 riders, with 3 scores to count and for individuals (all team members are automatically in the individual competition). One team member will ride an intro test, two team members will ride different prelim tests and one team member will ride a Novice test.
- **Mixed Intermediate Winter Dressage:** this is a mixed class open to senior and junior teams and individuals, teams may be any combination of senior and/or junior, with 3 scores to count and for individuals (all team members are automatically in the individual competition). One team member will ride a prelim test, two team members will ride different novice tests and one team member will ride an elementary test.
- **Pick a Test Dressage:** for individuals, open to seniors and juniors competing at either medium or advanced Medium. Competitors may compete in both medium and advanced medium sections. This class will be judged as one at the qualifier but may be split at the championships if entries are sufficient.
- **Mixed Intro Pairs:** for a pair of riders, seniors and/or juniors to ride a test together.

National Championships

- **Mixed Open Dressage,** for teams of 4 riders, with 3 scores to count, and for individuals (all team members are automatically in the individual competition). All riders will ride a different test; there are 3 different Novice tests and 1 Elementary test.
- **Senior/Junior Prelim Dressage,** for teams of 4 riders, with 3 scores to count and for individuals. All team riders will ride different Prelim tests, with one test having less restrictive eligibility, see CR App 1-3 for details.
- **Senior Introductory Dressage,** for teams of 4 riders, with 3 scores to count and for individuals (all team members are automatically in the individual competition). Two team riders will ride different intro tests and the other two team members will ride different prelim tests.
- **Mixed Pairs Dressage,** for a pair of riders, Seniors and/or Juniors to ride a test together.
- **Pick a Test Dressage,** this is a mixed class, please see the above section.
- **Junior Introductory Dressage,** for teams of 4 riders, with 3 scores to count and for individuals (all team members are automatically in the individual competition). Two team riders will ride different intro tests and the other two team members will ride different prelim tests.

- ~~Junior Riding Test~~
- ~~Senior Riding Test~~
- ~~Senior Intro Dressage~~
- ~~Junior Intro Dressage~~
- ~~Junior Elementary Dressage~~

Details of the actual tests to be used at Area Qualifiers and at the Championships are in CR Appendix 1.

- **DIRECT ENTRY:** Direct entry classes may be added to a championship if space allows. Details will be sent out with the championship invite.

D1.1: ELIGIBILITY

See CR Appendix 2 & 3.

D1.2: DRESS, SADDLERY & TACK

See CR Appendices 4, 5, 6 and 7.

D1.3: RESULTS

Team Dressage

Team penalties for each member of a team are calculated as in CR Appendix 11b. The penalties for best three team members will be added and the team with the lowest total score shall be winners. Team results can only be calculated when all members in each phase have been judged.

For the purposes of the Dressage final team classification only, a team member who fails for any reason to complete the Competition will be awarded 500 penalty points. Withdrawals will remain as W/D.

D1.4: TIES

Team Dressage

In the event of a tie for any team placing the fourth rider's score will count. Therefore, a team of only three members will be placed below a team of four, with the same score for the best three riders. ***In the event of a tie for any team placing, the best 3 collective scores (as a percentage of collectives awarded out of total collectives available) shall be added together.***

Individuals

In the event of a tie for individual placings the collective marks shall be added together and the rider with the highest total shall take the higher place. ***Where equality still exists the highest cooperation mark will take the higher place. For Intro tests with no cooperation mark, the higher rider results mark will take the higher place.*** It is imperative that ties at area qualifiers be resolved wherever possible. ***At the Winter Dressage Championships, the overall individual will be awarded using appendix 11A.***

At the National Championships (Summer), for each class, the top 1 rider from each arena will ride in a ride off (relevant tests found in Appendix 1) to decide the overall winner of that class.

Commanders will be permitted in the ride-off. The ride-off will take place approximately an hour after the last competitor in the class. The drawn order for the ride-off will be pre-determined by arena and published on the scoring website (Winner of arena 1 followed by winner of arena 2 etc).

Pairs Dressage

In the event of a tie for any place the pair with the highest marks for Method of Performance will be placed highest.

D1.5: AWARDS

See CR Appendix 10

D1.6: NUMBERS TO QUALIFY

See CR Appendix 10. The number of highest placed individual riders qualifying for the Championships will be governed by the number of pre-entries and the number of arenas required.

D1.7: COMMANDERS

Dressage tests at area qualifiers may be commanded, but not at the championships except for **warm-up and direct entry classes**. Commanders should be courteous when multiple arenas are running and position themselves to avoid disturbing other riders. Commanders should only read out the printed text or extracts for each movement and must not use any other words or emphasis to prompt the rider.

Commanders are permitted in the Introductory Classes ONLY. (Commanders are not permitted for intro tests in the Winter Novice Classes). Commanders should be courteous when multiple arenas are running and position themselves to avoid disturbing other riders. Commanders should only read out the printed text or extracts for each movement and must not use any other words or emphasis to prompt the rider.

D1.8: JUDGING

The appropriate list judge from the BD/DI Judge's Panel will be used for all area qualifiers and championships. For Dressage to Music use a relevant judge for the level of the test, two judges will be used for the DTM Championship. Where a judge of the correct standard cannot be found then a dispensation request to use a lower listed judge will need to be sent in writing to BRC. If granted the official steward must be informed by the organiser.

Intro, Preliminary, Novice, Combined Training, Horse Trials,	List 1 to 6
Intro Pairs, Pairs & Novice Pairs DTM	List 1 to 6
Elementary & Open Pairs DTM	List 1 to 5
Medium & Adv. Medium	List 1 to 3

D1.8.1: Entering the Arena

No horse/pony either ridden or led may enter the arena, except when actually competing.

Entering before the signal to start or failure to start within 45 seconds following the signal to start will result in a two mark penalty per judge being awarded. Prolonged failure to enter for significantly more than 90 seconds may lead to elimination.

D1.8.2: Execution of Tests

Salute

All riders must take the reins into one hand when saluting. A whip, if carried, should be held in the rein hand whilst saluting.

Movements to be performed

All movements forming the test must be ridden in the order laid down on the test sheet.

Execution of the movements

A movement specified to be carried out at a specific point in the arena must be executed when the rider's body is at that point.

Reins in both hands

Tests must be ridden with reins in both hands, unless the test sheet specifies otherwise or in the case of a disabled rider (see G27).

Transitions

Transitions may be progressive up to and including Elementary tests unless otherwise indicated on the test sheet. At Medium level and above direct transitions are required.

Sitting and Rising Trot

For all tests the trot movements may be executed sitting or rising.

Hold of test due to adverse weather conditions

During adverse weather conditions or other extreme situations, the judge at C may ring the bell for the interruption of the test. The rider should return to complete the test when conditions permit. It is up to the rider whether to restart the test from the beginning or to commence from the point the adverse weather or extreme conditions occurred. In either case, the marks already given to the point at which the test was stopped will not be changed.

D1.8.3: Leaving the Arena

Riders must leave the arena after the final salute at walk on a long rein at the appropriate exit. This is assumed to be at A unless riders and officials have been advised otherwise.

A horse/pony leaving the arena at any time during the test, out of control, will be eliminated. For this purpose the test begins at A and finishes when it moves off from the final salute.

A horse/pony is eliminated if, during the test, it leaves the arena when the surround is 23cm high or more. When the surround is less than 23cm and is marked by boards or similar, no marks will be given for the movement when the horse/pony places all four feet outside the arena. When the arena is marked by a line only or by intermittent boards, it is at the discretion of the judge as to the marks to be deducted.

D1.9: SCORING

D1.9.1 Marks

The judge will allocate from 0 to 10 marks for each numbered movement. Half marks may be used in all tests. These marks are then added together and any penalties deducted to arrive at the total score.

If more than one judge officiates then the total score awarded by each judge is calculated, the scores are then added together to give the competitor's final score.

The scale of marks being:

10: Excellent	9: Very Good	8: Good	7: Fairly Good
6: Satisfactory	5: Sufficient	4: Insufficient	3: Fairly Bad
2: Bad	1: Very Bad	0: Not Executed	

Marks 0 and 10 must be awarded when performances warrant their use. Not Executed means that no aspect of the movement was performed. Penalties for errors of course are:

First error.....	2 penalties
Second error	4 penalties
Third error	Elimination

D1.9.2: Errors of Course

A rider is judged to have made an error of course when they depart from the direction or pace laid down in the test sheet.

Usually the judge, having seen an error, will signal to the competitor and, if necessary, will indicate the point at which the test must be resumed and the next movement executed. In some cases although an error has occurred the judge may feel that to stop the rider would impede the fluency of the performance. In such cases the error must be noted in the remarks column and the movement marked accordingly.

If a rider makes an error in the test (i.e. salutes incorrectly) the judge will not stop the rider, but will note the error on the score sheet, the rider will be penalised for making an error

of course, and penalties applied accordingly. If the combination does not enter at A in a freestyle test, two marks should be deducted.

D1.9.3: Resistance

Any horse/pony refusing to continue the test for a period of 20 seconds during the test shall be eliminated. Grinding teeth or a swishing tail are signs of nervousness, tenseness or resistance on the part of the horse/pony and must be taken into account by the judges in their marks for the movements concerned as well as the appropriate collective mark.

D1.9.4: Use of Voice

The use of the voice is prohibited and will be penalised by the loss of two marks from those that would have been awarded for the movement in which this occurred.

D1.9.5: Outside Assistance

Any outside assistance by voice, signs etc. is considered as assistance to a rider or to the horse/pony and as such will be penalised by elimination or a deduction of up to 25 marks at the discretion of the Official Steward.

D1.9.6: Dismounting and Falls

If a rider dismounts after entering the arena, without an acceptable reason to the judge, no marks will be given for the movement when the rider dismounts. If a horse/pony and/or rider falls during the test the competitor will be eliminated.

D1.9.7: Incorrect Equipment or Test

Penalties for contravening rules will be as BD unless referenced by BRC that subsequently supersedes BD rules. At area qualifiers, where elimination occurs, if the judge, organiser and official steward agree the competitor may be allowed to enter the arena again, properly equipped, and perform the test H/C.

Points will be deducted from the final score and will not count as errors of course.

D1.9.8: Time Allowed

In Pairs Dressage, if competitors take more than the time allowed for the test it may have an adverse effect on the marks awarded for Artistic Merit. All other dressage tests have no time limits or time penalties.

D1.10: JUDGES

On the day of the competition, the appointed judge(s) should refrain from any training activity relating to the competitors whom they are judging. No rider who has qualified may judge the same class in any area during the same competition year. See also G26.

D1.11: ARENAS

All dressage tests shall be ridden in a standard 20m by 40m arena unless the test states otherwise. All arenas shall be set up on as level ground as possible and shall be adequately separated from each other and from other sources of distraction. Adjacent arenas should be a minimum of 5m apart and preferably 10m. It is the ultimate responsibility of the judge to check that the arena is satisfactory and to have it modified if necessary. Organisers must comply with all reasonable requests from judges in relation to arenas.

D1.12: INTERPRETATION OF DRESSAGE SHEETS

Notes on the interpretation of dressage sheets, and definitions of paces and movements are given in the current BD Rule Book. BRC rules have precedence over any information given on a dressage sheet for the test in question where there is conflict. Competitors may be given their judging sheets on the completion of their section at the discretion of the scorers.

Judges' marking sheets with remarks, duly signed by the judge, must be treated as confidential until given to the competitor when they then become their property.

D2: DRESSAGE TO MUSIC

BRC Dressage to Music classes are as follows:

- **Senior Novice Dressage to Music with Points**, for senior individuals. See CR Appendix 2 and 3 for more details on the sections.
- **Senior Novice Dressage to Music 0 points**, for senior individuals, See CR Appendix 2 and 3 for more details on the sections.
- **Senior Prelim Dressage to Music**, for senior individuals.
- **Junior Prelim Dressage to Music**, for junior individuals.
- **Junior Novice Dressage to Music**, for junior individuals.
- **Mixed Pairs Dressage to Music**, for a pair of riders made up of any combination of senior and junior members using a Novice level test with open eligibility
- **Elementary Dressage to Music**, mixed class for senior and junior individuals.
- **Pick a Test Dressage to Music**, mixed class for senior and junior individuals competing at Medium and/or Advanced Medium, this class will be judged as one at the qualifier but may be split at the Championship if entries are sufficient.

In the pairs dressage to music the horses and riders will be expected to ride together, side by side, for at least 80% of the test.

Dressage to Music will be run under dressage rules set out in section D1 unless superseded in this section.

D3.1: Eligibility

See CR Appendix 2 & 3

Mixed Pairs Dressage to Music may be made up of 2 riders from different clubs provided they are from the same area.

D3.2: Results

The winners are the competitor or pair with the highest percentage mark.

D3.3: Ties

In the event of a tie for any place the competitor or pair with the highest mark(s) for Artistic Merit will be placed highest.

D3.4: Time Allowed

In Advanced Medium, Medium, Elementary and Pairs Dressage to Music the time allowed is 4½ to 5 minutes. In Novice and Prelim Dressage to Music the time allowed is 4 to 5 minutes. All DTM tests are timed from the first halt to the final halt.

If Dressage competitors take more than the time allowed for the test it may have an adverse effect on the marks awarded for Artistic Merit.

All Dressage to Music tests will be executed in a 20m x 60m arena at the championships. At area qualifiers either 20m x 40m or 20m x 60m arenas may be used for any test.

D3.5 The Music

For the championships, the music must be submitted digitally before the event. For qualifiers, this will be at the organiser's discretion. Where a CD or USB is used

the rider's name, competitor number, horse's name and club should be clearly marked on the container.

It is strongly recommended that each rider has a CD or USB copy as spare at the event as backup.

If the music fails in the beginning, the rider will be stopped and the backup will be used. If the music fails at any other time, the rider must keep going unless the judge at C signals for the rider to stop. ***Once they have started the test the rider may put their hand up once to signal if the music is incorrect and may restart their test. When possible the restart should be immediate, but if not the rider should return to complete or restart their test during a scheduled break or at the end of the competition. If the music continues to fail after the restart they will be eliminated.***

It is very important that a definite signal to start is given. No more than 20 seconds of introductory music may be played before the entry at A.

You can use any music from the record labels listed on the Phonographic Performance Ltd (PPL) repertoire list. Music that is not on the list can still be used but cannot be used alongside PPL listed music. It is the riders responsibility to ensure that the music they are using is correctly licensed before competing.

D3.6: Judges

No judge should judge Dressage to Music competitions if they have assisted in the making of the music used in the competition.

Q: QUADRILLE

The Quadrille is a display of horsemanship that tells a story, set to music with a team of four riders wearing costume. The display need not necessarily be based on pure dressage movements, and the widest latitude is allowed in designing the patterns.

All riders must play an active part but one or two may show some movements not undertaken by the full team.

The Quadrille will take place at the **Winter Dressage Championships incorporating the Dressage to Music Championships**. The Quadrille is open to senior and juniors. The teams may be made up of any combination of rider age i.e. one senior and three juniors or vice versa; four juniors or seniors; two juniors and two seniors.

Q1: ELIGIBILITY OF RIDERS

Only one rider per team may have been placed first, second or third in a dressage competition held under FEI Rules.

Q2: ENTRIES

Entries will be limited to a total of sixteen teams and will be accepted on a first come first served basis. In the event of over subscription, a wait list will be held. A minimum number of entries will be required in order for the competition to take place. If at the close of entry, the minimum number is not met, unfortunately the competition will be cancelled.

Entries for the 2026 Quadrille will open in December 2025.

Q3: THE COMPETITION

Each team will be required to perform a Quadrille, no jump or caveletti may be used. The movements will be designed by the team. All three paces (walk, trot and canter) must be clearly shown on both reins by all horses. Acrobatic movements such as standing on the horse are not permitted. Provided that all competitors are mounted for both salutes, a competitor may dismount as part of the performance.

Q3.1: Size of the Arena

The Quadrille must be performed within an Arena of 20m x 60m and must be designed on the basis that the entrance will be at A. The 'field of play' includes any area around the arena that may be used with entrance music i.e. the entire indoor arena from the entrance door/ collecting ring.

Q3.2: Time Allowed

The maximum time allowed will be five minutes from the form up and salute at the beginning to the finish and salute at the end. The time allowed for the entrance music is 60 seconds, this will be timed from the moment the first horse enters the arena. Music may also be played as the team leaves the arena, again 60 seconds will be allowed. Teams will be severely penalised for going over the allotted time.

Q3.3: Props

Props may be carried in by the team and placed on the floor within the arena as part of the routine but may not be placed there prior to the introduction. Any props used in this manner must also be removed by the team prior to the final exit. No Pyrotechnics or smoke effects are permitted.

Q3.4: The Script

A script of no more than 100 words describing the Quadrille must be sent to the BRC Office, to arrive 21 days before the competition date so that it can be distributed to officials. The script may be read out either before the team enter the arena or during their warm-up lap, at the discretion of the commentator.

Q4.5: The Music and Theme

Music must be submitted digitally before the competition.

You can use any music from the record labels listed on the Phonographic Performance Ltd (PPL) repertoire list. Tracks not listed cannot be used. It is the rider's responsibility to ensure that the music they are using is correctly licensed before competing.

When choosing the theme of the Quadrille please be aware that when you are depicting a film/play and using the music along with costumes relating to that film/play, that the team will be required to seek permission from the licence owner. For example: Depicting a Disney film and dressing as the characters or using Abba Music and portraying the film Mamma Mia will require the relevant permissions.

Please note that some licence permissions may be difficult to obtain. It is the team's responsibility to comply and find the relevant licensing company. BRC will carry out spot checks to ensure compliance.

Q4.6: The Costume

Riders may wear modern or period costumes. Judges may inspect linings of jackets, skirts etc. Service dress, Period, or military costumes should look authentic throughout, including footwear, hats, wigs, gloves etc. However, dress spurs will not be permitted. Hats must comply with the BRC accepted standards listed in G22.2 and must be correctly tagged. Any costumes or decoration added to riders' hats must be made of soft materials which will not impact on the hat's safety performance, and they must not be permanently fixed to the hat with glue, screws or other fixings. *Suitable riding footwear must be worn.*

Horses' costumes must not affect their wellbeing in any way. This includes the horse becoming increasingly hot throughout the performance.

Q4.7: Fall of Rider

If a rider falls after entering the arena at A, the team will incur elimination.

Q5: SELECTORS, JUDGES & JUDGING

The Quadrille will be held and judged as one competition at the Dressage to Music and Introductory Championships by 3 judges. All judges will judge both parts of the competition, the turnout and the display. Unless otherwise stated, all salutes should be made facing C to the President of the Jury.

Part 1: Turnout (maximum of 20 marks)

This section includes:

- appearance of costume,
- accuracy of theme,
- fitting of saddlery (side saddles are allowed and all tack must be safe and fitted correctly, tack need not be identical on all team horses). (Judges will be asked to heavily penalise any item of tack that is poorly fitted),
- overall turnout of horses.

To be judged in a short inspection before the display in the arena, this may be in the collecting ring.

Part 2: Content and Display (maximum of 40 marks)

This section includes:

- the choice and pattern of the movements in the display
- the skill and ingenuity with which they are linked

- the ability of all horses to carry out the movements
- freedom and regularity of paces (all three paces must be clearly shown on both reins by all horses) – see also G24.1
- the standard of riding.

Part 3: General Artistic Impression (maximum of 60 marks)

This section encompasses:

- the Quadrille as a whole – as a display of horsemanship
- the music – its suitability and fitting into the theme
- the entertainment value.

Marks will be awarded as above and will be available on the score boards at the selection trials. Score sheets will be available to collect after the competition.

Q6: RESULTS

The winners are the team with the highest total score. In the event of a tie, the team with the highest General Artistic Impression will be placed the highest.

SJ: SHOW JUMPING

BRC organises several different show jumping competitions for both senior and junior riders.

- **60 Winter and Summer Show Jumping classes, this is a mixed class open to senior and junior teams and individuals, teams may be any combination of senior and/or junior.**
- **70 Winter and Summer Show Jumping** classes for teams consisting of four riders and individuals with senior and junior sections.
- **80 Winter and Summer Show Jumping** classes for teams consisting of four riders and individuals with senior and junior sections.
- **90 Winter and Summer Show Jumping classes, this is a mixed class open to senior and junior teams and individuals, teams may be any combination of senior and/or junior.**
- **100 Winter and Summer Show Jumping** classes, this is a mixed class open to senior and junior teams and individuals, teams may be any combination of senior and/or junior.
- **105 Winter and Summer Show Jumping**, this is a mixed class open to senior and junior teams and individuals, teams may be any combination of senior and/or junior.

SJ1.0.1: QUALIFIER FORMAT

Qualifiers may run in a variety of different formats at the areas discretion, in accordance with the Official Steward. The format must be available to all competitors and relayed in the schedule. Where a format changes in the run up to the qualifier then all team managers must be informed. Reasons for changing the format could be due to weather and/or numbers entered.

The format may be as follows:

- Option 1 – 1 round divided into two sections. First section - Time allowed, second section - against the clock
- Option 2 – 2 rounds with a jump-off following straight on from the second round, with all competitors going forward to the jump-off section
- Option 3 – 2 rounds with a jump-off following straight on from the second round, with only competitors who are double clear move onto the jump-off section. Teams may then either have a separate jump-off or the second-round times will be used to resolve ties
- Option 4 – 2 rounds followed by a separate jump-off for teams and/or individuals. A separate jump-off may be used, or placings can be determined by second round times instead of jump-off.

Championship Format

The championships will run over 2 rounds. Individual competitors who are double clear will continue without stopping to a jump off section on completion of their second round, those with faults will hear the bell and they will need to leave the arena immediately. In the event of there being no individuals who are double clear then the placings will be decided on the times from the second round. Teams who are tied on faults for first place will jump-off separately after all competitors have completed the second round. **Where equality exists for first place between 5 teams or less, all team competitors will jump-off. Where equality exists for first place between 6 or more teams, at the discretion of the organiser, one rider will be nominated by the team to jump-off for each team.** Lower team placings will be worked out on second round times.

SJ1.1: ELIGIBILITY

See CR Appendix 2 & 3.

SJ1.2: NUMBERS TO QUALIFY

See CR Appendix 10.

SJ1.3: DRESS, SADDLERY & TACK

See CR Appendices 4, 5, & 6.

SJ1.4: THE COURSE

The course will consist of a designated number of obstacles (see CR Appendix 8) that are to BS/ SJA1 standard or above. A proportion of the fences should be built with fillers (brushes, walls etc.). Hollow plastic poles are not allowed. All plastic covered poles must have a wooden core to ensure that they are the same weight as a painted timber pole. It is strongly recommended that the top pole of any fence is wooden.

The maximum height of first round obstacles in Area competitions and at Championships is found in CR Appendix 8c. Should the exact heights specified in CR Appendix 8c not be achieved a 5cm tolerance on the maximum dimensions may be employed as a result of material used for construction and/or by position of the obstacle.

The course will be determined by the format used at the event. Courses that have no jump-off or second round should start off at the minimum height found in CR Appendix 8c and then by the final few fences at the end of the course should be, where applicable and at the course builders discretion, a maximum of 10cms higher than the minimum height. Where no jump-off is used, a number of fences towards the end of the course should be set at a minimum of 5 cms higher than the minimum height. Qualifier courses should ensure that a fair test is presented to competitors taking into consideration the format used at the Championships and the heights required when jumping in the jump-off.

The number of fences should be equally split between the two parts and where possible both sections should contain a double, this could be the same as the first part of the course so fences could be jumped twice provided they are jumped in the correct direction for the fences and it is safe to do so. Where it is not possible to have a double in both sections it should be in the first part of the course.

Judges and course builders are reminded that although it is not necessary for fences to be set at maximum height or spread for qualifiers, courses will be built to height for Championships.

Safety cups, to FEI standard, must be used on the back and centre of spread fences. Safety cups must also be used on practice fences.

SJ1.5: WALKING THE COURSE

All competitors may be allowed to walk the course dismounted before the start of the competition. Competitors are allowed to walk the second round or jump-off course only if the track has been substantially altered by the re-siting of fences. If, after walking the course, a rider considers any aspect of the course contravenes the rules then they must make representation to the official steward. If the competitor is unable to obtain satisfaction they can then lodge a formal protest in accordance with G14.

SJ1.6 ORDER OF JUMPING

At all competitions the order of jumping will be at the discretion of the organiser, but, if possible riders from the same team should not follow each other in succession.

SJ1.7 TIME ALLOWED & TIME LIMIT

The distance of the measured course is divided by the optimum speed, which is 325mpm for all competitions except for 60cm and 70cm which is 300mpm, to assess time allowed. The time limit is twice the time allowed, exceeding this will incur elimination.

SJ1.8 RESULTS & TIES

SJ1.8.1: Teams

For the purposes of the Show Jumping final team classification only, a team member who fails for any reason to complete the Competition will be awarded 500 penalty points. Withdrawals will remain as W/D.

Option 1

The best three total scores will count for the team total.

Option 2

Each team will jump two rounds (with the second round being split into two parts – part one being the second round and part two will be the individual jump-off). The lowest 3 team scores in the first round and the lowest 3 team scores in part one of the second round will be added together to give the team total. If a team member is eliminated or gains in excess of 24 jumping penalties in the first round, they are not permitted to compete in the second round.

Option 3

Each team will jump two rounds (with the second round being split into two parts – part one being the second round and part two will be the individual jump-off). Each team member will jump both rounds with the best three scores to count in each round for the team total. If a team member is eliminated or gains in excess of 24 jumping penalties in the first round, they are not permitted to compete in the second round.

Option 4

Each team will jump two rounds with the best three scores to count in each round for a team total. The lowest 3 team scores in the first round and the lowest 3 team scores in part one of the second round will be added together to give the team total. If a team member is eliminated or gains in excess of 24 jumping penalties in the first round, they are not permitted to compete in the second round.

Championship

Each team will jump two rounds with the best three scores to count in each round for a team total. The lowest 3 team scores in the first round and the lowest 3 team scores in part one of the second round will be added together to give the team total. If a team member is eliminated or gains in excess of 24 jumping penalties in the first round, they are not permitted to compete in the second round.

SJ1.8.2: Individuals**Option 1**

The lowest total score will determine the individual results.

Option 2

Competitor's scores in the team competition will also count as their individual score. Individuals will jump two rounds (with the second round being split into two parts – part one being the second round and part two will be the jump-off). The team score is the first round and part one of the second round added together. The individual score is the total score from round 1, round 2 and the jump-off section.

Option 3

The score of both rounds will be added together, with the lowest number of penalties determining the placings.

Option 4

The score of both rounds will be added together, with the lowest number of penalties determining the placings.

Championship

The score of both rounds will be added together, with the lowest number of penalties determining the placings.

SJ1.8.3: TIES OF TEAMS**Option 1**

Where equality exists the penalties and time (in that order) in the jump-off section of the course will be used to determine placings. If equality still exists the score of the fourth rider's penalties and time will be used.

Option 2

Where equality exists the penalties of part two of the second round (jump-off) will be used to determine placings at first instance followed by the timing. At the discretion of the area, second round times may be used to split teams where equality exists.

Option 3

Where equality exists ties will either be resolved by the second-round times or a separate jump-off. If equality still exists, the score of the fourth rider's penalties and time will be used.

Option 4

Where equality exists ties will either be resolved by the second-round times or a separate jump-off. If equality still exists, the score of the fourth rider's penalties and time will be used.

Championship

Where equality exists teams who are tied on faults for first place will jump-off separately after all competitors have completed the second round. **Where equality exists for first place between 5 teams or less, all team competitors will jump-off. Where equality exists for first place between 6 or more teams, at the discretion of the organiser, one rider will be nominated by the team to jump-off for each team.** Lower team placings will be worked out on second round times.

SJ1.8.4: TIES OF INDIVIDUALS**Option 1**

Where equality exists the time in the jump-off section of the course will be used to determine placings.

Option 2

Where equality exists the time in the jump-off section of the course will be used to determine placings.

Option 3

The score from the first round and the first part of the second round will be added together. Double clear ties will be resolved using the jump-off section of the second round. Ties for lower placings will be resolved using the first part of the second-round times.

Option 4

Where equality exists ties will either be resolved by the second-round times or a separate jump-off.

Championship

Where equality exists, the jump-off scores will determine placings for double clears with second round times being used to resolve lower placings. If there are no double clears, then the second-round timings will be used to determine placings.

SJ1.9: AWARDS

See CR Appendix 10.

SJ1.10: COURSE INFORMATION**SJ1.10.1: Course Plan**

A course plan showing the course track, time allowed, time limit and jump off course must be displayed in the collecting ring at least 30 minutes before the start of the competition. An identical plan must be provided to the judge(s). A dotted line on the plan indicates an optional track that may be followed or left without penalty. A full line indicates a mandatory track that must be followed. The start and finish must also be displayed on the course plan.

SJ1.10.2: Start & Finish

The start and finish line must be a minimum of 6m and a maximum of 25m from the first/last fence. The start and finish lines must be defined by two flags or markers.

SJ1.10.3 Measuring the Course

The course must be measured by following the track that would be taken by a careful rider who would not wish to take chances by cutting corners. The jump-off course(s) must be separately measured in the same way.

SJ1.10.4: Checking the Course

It is the responsibility of the judge to check the course before the start of the competition and inspect all fences. Should they consider that any alteration is necessary they should instruct the course builder accordingly.

SJ1.10.5: Representations

If a competitor makes representations about the course they must make them to the Official Steward, who should consult with the course builder and judge to decide if any alteration is necessary. If any alterations are made all competitors must be informed and the course plans amended.

SJ1.10.6: Course Incorrectly Erected

If, once the signal to start is given, a competitor jumps the course as set their score is valid even though one or more fences may have been incorrectly erected.

SJ1.10.7: Re-siting Of Fences

Fences may be re-sited or removed during a competition if, in the opinion of the judge/official steward, a deterioration in the going or other special circumstances necessitates such action. Fences, which cannot be re-sited, such as a water jump, ditches or other permanent fences, must be taken out of the course. If removed the scores of all competitors penalised at such fences must be adjusted by cancelling the faults and time penalties incurred. All eliminations will still stand.

SJ1.10.8: Practice Fences

There must be a minimum of two practice fences in the collecting ring, one upright and one spread. All fences must be capable of being knocked down in the normal manner and must not be fixed, jammed or positioned in a manner that prevents them from falling.

One pole may be laid flat on the ground at the ground line or up to 1m from the ground line but parallel to the fence on the take-off side. At least one end of a pole or plank must be supported by a standard cup.

Sloping poles are permitted on vertical obstacles and may be placed on the front element only of spreads providing that the top end is not placed higher than the horizontal pole. Unsupported ends of sloping poles must rest at or in front of the ground line. Alternate sloping poles (i.e. Swedish Oxer, St Andrews Cross) are not allowed.

Practice fences must be flagged in order that they are jumped in one direction only. Red flags on the right, white flags on the left. False ground lines are not allowed. The height and spreads of practice fences must not exceed the maximum dimensions allowed for the competition in progress.

No pole or other articles of any kind are to be held by hand for the horse/pony to jump.

SJ1.10.9: Timing

Automatic timing equipment should be used in all competitions wherever possible. In addition the judge must operate a stopwatch. If electronic timing is not used at least two timekeepers with stopwatches shall be used.

If the judge considers that the course may have been incorrectly measured thus affecting the time allowed they may alter the time allowed. No competitor or other person has the right to demand the re-measurement of the course or alteration of the time allowed.

The clock should be started immediately as the competitor crosses the start line in the correct direction and is stopped immediately as the competitor crosses the finish line having jumped all fences. The clock may also be stopped and restarted under certain circumstances during the round. The period when the clock is stopped is known as "interrupted time". The competitor's time for the round is the elapsed time from starting to finishing minus interrupted time (if any) plus time penalties (if any). Every second commenced after the time allowed has elapsed will incur one time penalty.

SJ1.10.10: Entering the Arena

Competitors are only allowed to enter the arena in the following circumstances:

- to walk the course dismounted
- when called to commence their round
- when called to parade before or after a competition for ceremonial, prize giving etc.
- publicity or other special purposes
- to lead another competitor into the arena
- to render authorised assistance
- with special permission of the judge.

Infringement of this rule may incur elimination at the discretion of the judge.

Competitors must enter the arena within one minute of being called to commence their round; failure to do so may incur elimination at the discretion of the judge. They must enter mounted and via the designated entrance, again failure to do so may incur elimination at the discretion of the judge. Competitors may be led into the arena by an assistant who may be mounted or on foot; the assistant must leave the arena immediately once the competitor is inside.

SJ1.10.11: Ringing the Bell

The arena bell is rung in the following circumstances:

- to instruct competitors walking the course to leave the arena
- to start a competitor's round
- to stop a competitor after a refusal has disturbed a fence
- to stop a competitor if a fence is blown down or not re-erected in time
- to signal a competitor to re-commence a round
- to signify fall of a rider
- to eliminate a competitor
- to disqualify a competitor
- to retire a competitor.

If a competitor ignores the bell during their round and continues then the judge must decide if to eliminate them or not. If the competitor is not eliminated for ignoring the bell all faults and penalties incurred will be included in their score.

SJ1.10.12: Commencing the Round

Indoor Competitions: The starting line may be crossed and re-crossed while waiting for the starting bell without penalty, but, crossing the start line before the bell and attempting to jump the first fence will incur elimination.

Outdoor Competitions: Crossing the start line before the bell incurs elimination. Crossing the start line in the wrong direction is not penalised providing it is subsequently re-crossed before attempting the first fence in the direction of the course plan.

The round commences when, following the bell, the competitor first crosses the starting line in the direction of the course plan.

Failure to commence the round within 45 seconds of the bell may incur elimination at the discretion of the judge.

The jump-off section of the second round follows straight on from the first part of the course and the competitor does not wait for the bell.

SJ1.10.13: Jumping the Wrong Course

Jumping a fence in the wrong order or in the wrong direction as indicated on the course plan will incur elimination.

Jumping a fence, which does not form part of the course whether before starting, after finishing or during a round, incurs elimination. The only exception is, in indoor competitions, if after crossing the finish line the competitor jumps an additional fence which is sited within 10m of the finish it is not penalised. The term fence includes passing over the site of a fence which has been knocked down or demolished.

SJ1.10.14: Failing to Jump Within 45 Seconds

Any competitor who fails to jump their next fence on the course within 45 seconds, excluding interrupted time, incurs elimination.

SJ1.10.15: Outside Assistance

Any time after the signal to start has been given any outside assistance to a competitor, whether solicited or not, which in the judge's opinion might improve the competitor's performance, incurs elimination at the judge's discretion. A discretionary up to 25 penalties or elimination will be given by an Official Steward at a competition for outside assistance if they deem appropriate.

SJ1.10.16: Stopping Voluntarily

A competitor who decides that they cannot continue their round because the course is obstructed or because a fence is incorrectly erected may stop voluntarily and signal to the judge by pointing clearly with their whip or hand at the obstruction, or fence concerned. The bell will be rung and the obstruction, if any, will be removed and/or the fence will be checked and if necessary re-erected. The competitor will not be penalised unless the judge decides that the course was not obstructed or that the fence was correctly erected, in which case the competitor will be penalised as for a disobedience.

A competitor who is stopped by a judge or who stops voluntarily in accordance with the above must not continue with their round until the bell is rung again. Continuing before the bell and/or continuing from a point nearer to the next fence or the finishing line than the point at which they pulled up incurs elimination. Circling after the bell to continue has rung constitutes disobedience and is penalised accordingly.

SJ1.10.17: Stopping & Restarting the Clock

The clock is stopped when the competitor pulls up and is restarted when the bell is rung to instruct the competitor to continue. When the clock is stopped the normal rules for interrupted time apply. When a competitor stops voluntarily (SJ1.10.16) the judge may deduct up to 6 seconds from a competitor's time to compensate for any delay in stopping the clock.

SJ1.10.18: Restarting the Whole Course

Only in very exceptional circumstances (i.e. the failure of both automatic timing and stopwatches) will a competitor who has been stopped be allowed or required to start the whole course again. In such circumstances they will start the whole course again, any faults incurred prior to being stopped will be discounted.

A competitor who has completed the course against the clock and who is required to restart because the timing has failed may elect not to do so and in this instance they will be placed immediately below a competitor with whom they would have been placed equal on faults alone.

SJ1.10.19: Finishing the Course

To complete the course, the competitor must cross the finish line mounted and in the correct direction. Failure to do so incurs elimination. Passing outside the finish line markers is penalised as a run out (see SJ1.11.7) and the competitor must return to finish correctly if not eliminated for a third disobedience. If the competitor passes outside the finish line markers and in doing so displaces a flag or marker will incur a 6 second time penalty.

SJ1.10.20: Leaving the Arena

Having completed the course competitors must leave the arena mounted and by the designated exit. Failure to do so incurs elimination, except in cases of injury to horse/pony and/or rider. A competitor and/or horse/pony that leaves the arena before the completion of the round, including prior to starting, will be eliminated.

SJ1.11: SCORING**SJ1.11.1: Jumping and Timing Penalties**

Jumping faults will be incurred as follows:

Knocking down any part of an obstacle including the wing.....	4 faults
First disobedience on the whole course.....	4 faults
Second disobedience on the whole course.....	8 faults
Third disobedience on the whole course.....	Elimination
Fall of rider on the whole course.....	Elimination
Fall of horse.....	Elimination
Every second commenced over the time allowed.....	1 time penalty
Over 24 jumping penalties.....	Compulsory Retirement

SJ1.11.2: Elimination

Elimination is a penalty for infringing specific rules as summarised below, it is not a punishment or sanction and does not necessarily preclude a competitor/team from being placed or from qualifying for further competitions. Unless otherwise stated in the competition schedule.

All eliminated competitors/teams are placed equal in the round or jump-off in which the elimination occurs immediately below competitors who completed the round or jump-off but, above competitors who retired.

An eliminated competitor must leave the arena and take no further part in the arena. Before leaving the arena after elimination for a refusal or run-out the competitor may take two attempts to jump a fence that they have already jumped, in the correct direction and/or in the warm up arena.

If a competitor is eliminated (except for technical eliminations) in the first round they may not proceed onto the second round.

SJ1.11.2.1: Technical Eliminations

For individuals:

If an individual is eliminated for any reason including technical eliminations and compulsory retirements they cannot continue onto the second round.

For teams:

Starting before the bell – Technical elimination – permitted to continue on the course as long as it is safe to do so (i.e. arena party not still putting up one of the fences etc.) – permitted to continue onto second round provided not eliminated. Jumping the wrong course – Technical elimination – permitted to finish the course – permitted to continue onto second round provided do not gain any of the eliminations from above and are able to complete the course. Exceeding the time limit will incur technical elimination – permitted to continue onto second round provided have not exceeded 24 jumping penalties.

SJ1.11.3: Mandatory Elimination

- exceeding the time limit
- third disobedience during the round
- failure to re-attempt a fence after a run-out
- fall of rider and/or horse/pony after crossing the start line and before the finish line
- crossing the starting line before the bell
- after being stopped by the judge, or stopping voluntarily, continuing the round before bell and/or from a point nearer the next fence or finish
- re-attempting a fence, which has been disturbed, before the bell
- failing to re-attempt a fence following a first or second disobedience
- failure to re-attempt all fences in an open combination or leaving a closed combination by the wrong route
- jumping a fence in the wrong order or wrong direction (see SJ1.11.2.1 for exemption)
- jumping a fence that is not part of the course (but see SJ1.10.13)
- failing to jump a fence within 45 seconds
- knocking the timing equipment
- incorrectly leaving the arena
- failing to cross the finish line mounted.

SJ1.11.4: Elimination at Judges Discretion

- unauthorised access to the arena
- failure to enter the arena mounted and through the designated entrance
- failure to enter the arena within 60 seconds of being called
- failure to commence the round within 45 seconds
- ignoring the bell when required to stop a round
- receiving outside assistance.

SJ1.11.5: Retiring

A competitor who has started their round may retire without completing the course.

A competitor who decides to retire must signal their intention to the judge by raising their whip or hand.

SJ1.11.6: Knock Downs

A fence is considered to have been knocked down when, through the fault of horse/pony or rider:

- the whole or any part of it is lowered, even if the part that falls does not actually touch the ground,
- at least one end no longer rests on a cup
- any item, including wing or support intended to maintain stability of the fence and forming an integral part of it falls
- the pillars or wings of a wall placed outside the flags (if used) falls.

When a fence, or part of the fence, is composed of several elements placed on top of one another in the same vertical plane, the knock down of the top element alone is penalised. A lower element is not deemed to be in the same vertical plane if the centre of the top element, when seen from the side, lies beyond the centre of the lower element in the direction of jumping.

Penalties for a knock down are only incurred in respect of fences which are knocked down as a direct result of being jumped in the correct order and providing the fence has started to fall before the competitor crosses the finish line.

Touches and displacements, in whatever direction, do not count. If the judge is in doubt they should give the benefit of the doubt to the competitor. A competitor cannot be penalised for more than one knock down per attempt no matter how much of the fence is knocked down.

SJ1.11.7: Disobediences

The following are considered as disobediences and are penalised as such:

- a corrected deviation from the course
- a refusal
- a run-out (including jumping the wing)
- a resistance (including a halt)
- circles
- passing outside the flags or markers of the finishing line.

The first disobedience incurs 4 faults, the second 8 faults and a third elimination. A refusal with a knockdown anywhere on the course incurs a 6 second time penalty.

Disobediences during interrupted time are not penalised.

The following are NOT considered disobediences:

- circling after a disobedience or failing to re-position to re-attempt the fence
- approaching a fence at an angle and/or turning sharply to attempt it without going past it.

Refusal

It is a refusal when a horse/pony stops or fails to take off at a fence, whether or not the fence is knocked down or displaced or when stopping, the horse/pony slides through a fence and knocks it down.

It is not a refusal when a horse/pony stops in front of a fence without knocking it down and immediately does a standing jump over the fence. It is for the judge to decide if a refusal has occurred and if so to ring the bell and stop the clock. If the bell is not rung the competitor must continue having been penalised for a knock down only.

Run-out

It is a run-out when the horse/pony or part of the horse/pony passes to one side of a fence to be jumped and in doing so crosses an extended line of the fence's ground line the horse/pony jumps the wing of the fence, whether or not the wing is knocked down.

Following a run-out the rider must return and attempt the fence again, failure to do so incurs elimination.

Resistance

It is a resistance when a horse/pony, for whatever reason, ceases to go forward, halts, rears, turns on the spot or steps back, even if this occurs as a result of a deliberate action by the rider halting to adjust saddlery. Uninterrupted resistances are penalised as a single disobedience but, if after retaking the track the horse/pony resists again this is then penalised separately.

Circle

It is a circle if the competitor deviates from the planned course and in doing so crosses their previous track.

SJ1.11.8: Falls

See G28. A horse/pony is considered to have fallen when the shoulder and quarters on the same side touch the ground or touch a fence and ground simultaneously.

A rider is considered to have fallen when there is involuntary separation between them and their horse/pony, which necessitates remounting or vaulting into the saddle.

A fall of horse/pony and/or fall of rider after passing through the start and before completing the course will incur elimination.

SJ1.11.9: Penalties at Single Fences

A refusal which causes a fence to be dislodged anywhere on the course incurs a 6 second time penalty in addition to any faults or elimination incurred.

The bell is rung and the clock stopped immediately, when the fence is re-erected and/or checked the bell is rung again and the clock restarted when the horse is represented at the fence. The competitor must then re-attempt the fence, re-attempting the fence before the bell is rung incurs elimination. Circling after the bell to re-start is not penalised. Failing to re-attempt the fence incurs elimination unless the competitor indicates retiring (see SJ1.11.5).

SJ1.11.10: Penalties at Open Combinations

Each fence of an open combination is judged as a single fence, but following a disobedience all fences must be re-attempted in the correct order and faults and time penalties are cumulative over each element at each attempt. Failure to re-attempt all elements incurs elimination.

If there is a disobedience at elements B or C of a combination fence without disturbance but a previous element requires re-erection or checking then the bell will be rung and the clock stopped as per SJ1.10.17.

Time penalties in open combinations are as follows:

Error	Time Penalties
Fence A disturbed by disobedience	6 seconds
Fence A knocked down or disturbed followed by a disobedience at B without disturbing it	6 seconds
Fence B disturbed regardless of the state of A	6 seconds
Fences A and/or B knocked down or disturbed followed by a disobedience at C	6 seconds
Fence C disturbed regardless of the state of A and B	6 seconds
Similar errors with disobedience between further fences in the combination	6 seconds

SJ1.11.11: Penalties at Closed Combinations

If a closed combination is used then each element of the combination is judged as a single fence (see SJ1.11.9). If, having jumped the first element, the horse/pony and/or rider leave the closed combination by any route other than jumping the remaining elements in the correct order, they will incur elimination.

SJ1.11.12: Water Jumps

If a water jump is included in any course it shall be judged and faulted as laid down in the current edition of the BS Member Handbook.

HT: HORSE TRIALS

BRC runs Horse Trials competitions for Junior and Senior competitors:

Mixed HT 70 is a mixed class open to senior and junior teams and individuals, teams may be any combination of seniors and/or juniors, the best three scores to count.

Mixed HT 80 is a mixed class open to senior and junior teams and individuals, teams may be any combination of seniors and/or juniors, the best three scores to count.

Mixed HT 90 is a mixed class open to senior and junior teams and individuals, teams may be any combination of seniors and/or juniors, the best three scores to count and individuals.

Mixed HT 100 is a mixed class open to senior and junior teams and individuals, teams may be any combination of seniors and/or juniors, the best three scores to count and individuals.

HT1: ELIGIBILITY

See CR Appendix 2 & 3 and G6.1

Reserves: see G11

HT1.2.1: Numbers to Qualify

See CR Appendix 10. The number of highest placed individual riders qualifying for the Championships will be governed by the number of arenas required (see Rule G8.3).

HT1.3: DRESSAGE PHASE

HT1.3.1: Dressage Rules

The Dressage phase of the Horse Trials competition will be run under the Dressage rules set out in section D1 unless superseded in this section.

HT1.3.2: Saddlery, Tack and Dress

Full details are at CR Appendices 4, 5, 6 and 7.

HT1.3.3: Tests

Test information is found in Appendix CR1

HT1.3.4: Scoring

The good marks from 0 to 10 awarded to a competitor for each numbered movement of the Dressage Test are added together with the collective marks. Then any error of course is deducted. Half marks may be awarded.

The percentage of the maximum possible good marks obtainable is then calculated. This percentage is obtained by dividing the total good marks of the judge (minus any error of course or test) by the maximum possible good marks obtainable, then multiplying by 100 and rounding the result to two decimal places. In order to convert average percentage into penalty points, this must be subtracted from 100, with the resulting figure being rounded to one decimal point. The result is the score in penalty points for the test.

HT1.3.5: Commanders

Dressage tests at Area Qualifiers may be commanded, but not at the Championships. Commanders should be courteous when multiple arenas are running and position themselves to avoid disturbing other riders. Commanders should only read out the printed text or extracts for each movement and must not use any other words or emphasis to prompt the rider.

HT1.4: SHOW JUMPING PHASE

HT1.4.1: The Show Jumping phase of the Horse Trials competition will be run under the Show Jumping rules set out in section SJ1 unless superseded in this section.

HT1.4.2: Saddlery, Tack and Dress

Full details are at CR Appendices 4, 5, and 6.

HT1.4.3: The Course

The course will consist of a designated number of obstacles (see CR Appendix 8) that are to BS/ SJA1 standard or above. A proportion of the fences should be built with fillers (brushes, walls etc). Safety cups, to FEI standard, must be used on the back and centre of spread fences. Safety cups must also be used for practice fences.

The maximum height of any obstacle in Area competitions and at Championships will be as per CR Appendix 8.

HT1.4.4: Order of Jumping

At all competitions the order of jumping will be at the discretion of the organiser, but, if possible riders from the same team should not follow each other in succession.

HT1.4.5: Time Allowed & Penalties

The Time Allowed will be based on a speed of 325mpm (except 70cm where the speed is 300mpm). Every commenced period of 1 second in excess of time allowed will be penalised by 1 time penalty.

HT1.4.6: Jumping Penalties

Jumping penalties will be incurred as follows:

Knocking down any part of an obstacle including the wing.....	4 penalties
First disobedience on the whole course.....	4 penalties
Second disobedience on the whole course.....	8 penalties
Third disobedience on the whole course.....	Elimination
Fall of rider	Elimination
Fall of horse.....	Elimination
Exceeding 24 jumping penalties (excluding time penalties)	Compulsory Retirement

HT1.4.7: Scoring

The jumping penalties are added to the time penalties incurred to calculate the total penalties for this phase.

HT1.5: CROSS-COUNTRY PHASE**HT1.5.1: Saddlery, Tack and Dress**

Full details are at CR Appendices 4, 5, and 6.

HT1.5.2: Heights

The maximum height of any obstacle in Area competitions and at Championships will be as per CR Appendix 8.

HT1.5.3: Plan

A plan of the course shall be displayed. It must include:

- the course to be followed and its length
- the optimum time and the time limit
- the numbering of the fences
- any compulsory turning points
- fences with alternatives.

HT1.5.4: Inspection of the Course

The cross-country course must be completed and ready for inspection by competitors no less than an hour before the first class is due to commence and at least ten minutes before subsequent classes are due to commence. Competitors may view the course on foot only, after 2pm on the day preceding the competition but the course will not be finalised until an

hour before the first class. Unauthorised alteration to or tampering with fences or direction markers on the course is strictly forbidden and may be penalised by disqualification.

HT1.5.5: Marking the Course

Red or white boundary markers are used to mark the start and finish and compulsory sections of the course, to define fences and indicate compulsory changes of direction. They are placed in such a way that a rider must leave a red marker on the right and a white marker on the left, failure to do so will result in elimination.

Direction markers or signs may vary in colour and are intended merely to show the general direction to be taken and to help the rider find their way. Passing close to them is not obligatory.

Boundary and direction markers will be large and placed in a conspicuous position. All fences, boundary and direction markers which have to be observed by riders must be exactly positioned by the time the course is open for inspection by riders and any variations in the course for different classes clearly marked.

HT1.5.6: Modifications to the Course

After the course is open for inspection by riders no alteration may be made, except that, where exceptional circumstances (such as heavy rain) make one or more fences unfair or dangerous, the organisers, or Official Steward is authorised to reduce the severity of or to bypass such fences. In such cases the chief cross-country steward and every rider must be officially and personally informed of the proposed alteration before the start of the test. An official may be stationed at the place where the alteration has been made, in order to warn riders.

If it is necessary, in the interests of safety, to order a fence to be by-passed during the competition, all jumping faults previously incurred at that fence shall be cancelled with the exception of elimination. A competitor who had been eliminated shall not be re-instated in the competition. Once taken out, the fence shall not be re introduced. The Official Steward will decide what arbitrary adjustment shall be made to competitors' times.

HT1.5.7: Alternative Fences

Alternative fences or elements may be flagged separately and must be identified by the same number/letter as on the direct route. In this case both sets of flags must be marked with a black line. Such "black flag" alternatives are to be judged as separate fences or elements, only one of which has to be jumped. A competitor is permitted to change, without penalty, from one black flag line to another (e.g. jumping 6A left hand route and 6B right hand route) provided they have not presented their pony/horse at the next element of the original line.

HT1.5.8: Fences

As with BE, BRC count the number of jumping efforts rather than the number of fences in the cross-country course. The number is counted by taking the direct route at combination fences. All fences must be solid and fixed. Where natural hedges are used they must be reinforced as necessary, so that they present as far as possible the same problem throughout the competition. All fences must be flagged and numbered.

Any fence at which a pony/horse, in falling, is liable to be trapped or to injure itself, must be secured by cord in such a way that parts of the fence can be quickly dismantled and rebuilt exactly as before.

HT1.5.9: Measurement of Fences

Fences are measured from the point from which the average pony/horse would normally take off. In the case of a fence where the height cannot be clearly defined (e.g. natural hedge, brush fence) the measurement is taken to the fixed and solid part of the fence, through which the pony/horse cannot pass with impunity.

The overall height of a natural hedge or brush fence may not exceed the maximum height by more than 20cm; the brush or hedge above the normal maximum height must be brushable

through and must not be likely to injure a horse. (A conventional birch steeplechase type fence does normally meet these criteria, provided the top has only thin branches). There is no limit to the overall height of a bullfinch, provided that the average pony/horse can reasonably be expected to pass through and the fixed and solid part is clearly defined. In the case of a fence with a spread only (e.g. dry ditch, water jump), a guardrail or hedge not exceeding 50cm, which facilitates jumping, is permitted in front, but must be included in the measurement of the spread.

Drop Fences: The depth of a drop is measured from the highest point of the obstacle, including from the top of the brush, to where the average pony/horse would normally land. The maximum depth of the drop must not exceed the following:

HT 70, 80 and 90 1.2m
HT 100 1.4m

Water: Where a pony/horse is required to jump a fence in or out of water, or where there is a fence in the water, the depth of the water is measured from firm ground where the pony/horse would normally take off or land. Elsewhere the water should not greatly exceed the maximum depth. In order to discourage a pony/horse from attempting to jump over it, any water crossing ought to be as long as possible and should ideally be not less than 6m from point of entry to point of exit. The maximum depth of the water in a drop in/out of water fence must not exceed the following:

HT 70, 80, 90 and 100 0.2m

Overhead Obstructions: Any roof or other fixed and solid barrier over a fence must be not less than 3.36m above ground level.

HT1.5.10: Dimensions of Fences:

Details of the dimensions of cross-country fences are at CR Appendix 8. Fences do not have to be uniform in terms of height, spread etc. throughout their length, or that these dimensions may never be exceeded anywhere between the red and white flags marking the extent of the fence. It is sufficient if all parts of the fence, where the average pony/horse and rider could reasonably and conveniently be expected to jump; do not exceed the maximum permitted dimensions.

HT1.6: ONE & TWO DAY EVENTS

HT1.6.1: Order of Phases

The Horse Trials Championships are all run as **two day events**, and, as such will have the following phases:

	Saturday	Sunday
Mixed 70	Dressage & SJ	XC
Mixed 80	Dressage & SJ	XC
Mixed 90	Dressage & XC	Vet Inspection, SJ
Mixed 100	Dressage & XC	Vet Inspection, SJ

HT1.6.3: Vet Inspection Horse Trials Trot-up:

The HT 90 and HT 100 competitors will have to attend a veterinary inspection or trot up as they are more commonly known. The Vet Inspection will be in the morning on the final day before SJ.

Officials: The trot ups are officiated by an appointed BRC Ground Jury of two assisted by a vet, with a second vet for referrals, and a steward. These inspections are held to ensure the welfare and future competitiveness of your horse is not jeopardised.

Tack:

The following is required:

- bridle, preferably with a snaffle bit (with a bridle tag for a stallion)
- no saddle or other tack
- no head collars
- no bandages or boots
- no studs
- horses should be plaited except for Native Breeds or Arabs.

Dress:

The following is required:

- smart dress (remember suitable and safe shoes for leading a horse in hand no wellington boots except in wet weather, or high heels)
- competition number or bridle number (on both sides of the horse)
- horses should be plaited where applicable
- protective headwear must be worn (see G22.2).

Procedure:

Competitors should report to the steward ahead of your allocated time, the steward will call you forward in order and you will be asked to stand your horse square in front of the jury and then after a static inspection asked to trot up on a hard surface. Once the horse is in trot, let them have a loose rein. The Ground Jury will confer with the vet, if necessary, you may be asked to trot up several times, and you will be told that your horse has either:

Been accepted – your horse has passed the inspection and you may return to the stabling area or go to the appropriate area for your next phase.

Been referred – you will be asked to go to the holding area; there you will be asked to report to the second vet for a further check. The vet will discuss any apparent problem with you. You will then be asked to represent to the Ground Jury for a re-assessment or you may choose to withdraw from the competition. After the second assessment the Ground Jury will advise you that your horse has been accepted or will advise you that your horse will not be allowed to proceed to the next phase.

Appeals:

There can be no appeal against the decision of the Ground Jury however, if requested, the Chairman of the jury must give a reason for the decision after the whole of the inspection has been completed.

HT1.7: METHOD OF STARTING

Competitors must start from within a simple enclosure which must be erected at the start, measuring approximately 5m square, with an open front marked with a red and white flag. Alternatively, a similar sized enclosure may be used with an open front and a gap of approximately 2m in one or both sides from which ponies/horses will enter, provide that the sides of the side opening are padded or otherwise constructed to ensure that neither pony/ horse nor rider entering through the side can be injured. The starter will count down from five before giving the signal to start and the competitor may move around the enclosure.

Cantering through a side entrance of the start box may be considered inappropriate or dangerous riding and, as such, may be eliminated at the discretion of the Official Steward.

If a horse fails to cross the start line within 60 seconds of the signal being given the competitor will be eliminated.

The order of starting will be for the first rider of each team will go first followed by the second rider of each team and so on. No team will ride in succession.

HT1.8: SCORING

HT1.8.1 Penalties

These penalties are cumulative:

First disobedience at a jump	20 penalties
Second disobedience at the same jump	40 penalties
Third disobedience at the same jump	Elimination
Fourth disobedience on the whole course	Elimination
Fall of the rider on the course	Elimination
Fall of pony/horse at a fence	Elimination
Every commenced period of 1 second in excess of the optimum time	0.4 penalties
Every commenced period of 1 second in excess of 15 seconds under the optimum time	0.4 penalties
Exceeding the time limit (cross-country)	Elimination
Error of course (omission of jump, boundary flag, not rectified, retaking an obstacle already jumped	Elimination
Jumping an obstacle in the wrong order	Elimination
Jumping an obstacle with crossed flags	Elimination
Trapped pony/horse	Elimination
Dangerous riding	Discretionary 25 penalties
Inappropriate riding	Discretionary 25 penalties
Riding improperly dressed	Discretionary Elimination
Starting early	Discretionary Elimination

There will be no marked penalty zones. Faults (refusals, run-outs, circling and falls) will be penalised only, if, in the opinion of the judge concerned, they are connected with the negotiation of one of the numbered fences. Jumping penalties will be added to any time penalties to calculate the total cross-country penalties.

HT1.8.2: Pace

Competitors are free to choose their pace whilst on the course, but should be aware that any sudden slowing down in the final third of the course may be categorised as inappropriate riding and penalised accordingly.

HT1.8.3: Definition of Faults

Refusals: A horse is considered to have refused if it stops in front a fence to be jumped and that fence exceeds 30cm. A stop is defined as lack/ceasing of forward momentum. A stop at fences of 30cm or less in height followed immediately by a standing jump is not penalised. A horse may step sideways, but if the horse steps back, even a single pace, voluntarily or not, or if the halt is prolonged, this constitutes a refusal. If a horse that has already stepped back once is re-presented at the fence and halts or steps back a second time, or if the halt is prolonged and the rider redoubles or changes their effort, still without success, this constitutes a second refusal and so on. After the fourth cumulative refusal the competitor is eliminated.

Run-Outs: A horse is considered to have run out if it avoids a fence to be jumped and runs out to one side or the other.

Circles: A horse is considered to have circled if it crosses its original track, from whichever direction, while negotiating or attempting to negotiate a fence or part thereof. If a horse completes a circle while being re-presented at a fence after a refusal, run-out or a fall, it will only be penalised for the disobedience or fall. A competitor may circle without penalty between fences even if they are quite close together, provided they clearly do not present

their horse in an attempt to negotiate the second fence after jumping the first and they are separately numbered. However, if two or more elements of a fence are lettered A, B or C i.e.: are designed to be a combination, circles will be penalised.

Fall of Rider: A rider is considered to have fallen when they are separated from their pony/ horse, which has not fallen, in such a way as to necessitate remounting or vaulting into the saddle.

Fall of Horse: A horse is considered to have fallen when the shoulder and the quarters have touched either the ground or the fence and the ground.

Fences not on the course:

There is no penalty for jumping a fence that is not on the course unless it has crossed flag/s

Dangerous Riding: A competitor who at any stage of the competition rides in a way which may adversely affect the safety of themselves, the horse or any third party. The following are some examples of dangerous riding:

- riding out of control
- riding fences too fast for the fence in question
- riding fences too slowly for the fence in question (including jumping from a standstill or the horse has slowed down so much that the loss of momentum will seriously reduce the prospects of jumping the fence safely)
- repeatedly standing off fences
- riding the horse with excessive force to the foot of the fence
- riding an unresponsive horse
- repeatedly being ahead/or behind the horses movement when jumping
- riding without regard for rules.

Inappropriate Riding: A competitor who rides in an unsuitable manner, which may not constitute dangerous riding. For example: slowing down in the final third of the course so as not to gain time penalties.

HT1.8.4: Double, Treble or Multiple Fences

If two or more fences, although sited close together, are designed as separate problems, each will be numbered and judged independently. A competitor may circle between them without penalty, provided that this is not as a result of attempting to negotiate a fence that they have already jumped.

If however, a fence is formed of several elements such as banks or steps, a normal or an angled combination, each part will be flagged and marked with a different letter (A, B or C etc) but only the first need be numbered and it will be judged as one fence. A competitor may refuse only twice in all without incurring elimination and any circle is penalised as for a refusal but, if a competitor refuses at any part, they are at liberty to retake the complete obstacle.

HT1.8.5: Elimination & Retiring

Competitors eliminated or retiring from any part of the course for any reason whatsoever shall leave the course at a walk and shall take every precaution to avoid disturbing other competitors. They shall not jump fences after elimination or retiring. At the discretion of the Official Steward disciplinary action may be taken for contravention of this rule. Any competitor eliminated as a result of a fall must not remount until checked by a doctor or paramedic as G28.

HT1.8.6: Medical Suspension

Any competitor who has had a fall must see the doctor and be passed fit to ride before remounting, riding a different horse or leaving the site.

See also G28.

HT1.9: COMPETITOR IN DIFFICULTY

Any competitor who has refused at a fence must, under penalty of elimination at the discretion of the Official Steward, quickly clear the way for a following competitor and must await the instructions of the fence judge before making another attempt. The time they are delayed is not recorded.

If a fence is completely obstructed by a competitor in difficulty, or is in need of repair, subsequent competitors must be halted. In such a case, the fence judge must record the length of time the competitor was held. Whenever competitors are held by fence judges, permission to restart must be co-ordinated with cross-country control.

If, in attempting to negotiate a fence, a horse becomes trapped in such a way that it is liable to injure itself or be unable to proceed without assistance, the XC steward/control shall decide if parts of the fence shall be dismantled or if any other assistance shall be given to extricate the horse. In such a case the fence judge will first instruct the competitor to dismount. The competitor will be eliminated from the competition.

HT1.10: OUTSIDE ASSISTANCE

Outside assistance is not permitted and a discretionary up to 25 penalties or elimination will be given by an Official Steward at a competition for outside assistance if they deem appropriate. Any intervention by a third party, whether solicited or not, with the object of facilitating the task of the rider or helping their horse is considered outside assistance. Similarly, it is forbidden for a competitor to join or accept a lead from another competitor. Examples of outside assistance include:

- joining another competitor and continuing with them
- following or in any other way being accompanied by another person while on the course
- arranging for associates to provide signals or encouragement
- tampering with an obstacle or its marker flags
- the use of any electronic equipment by riders (unless expressly permitted)
- spectators who draw attention to a competitor to any deviation from the course
- a fence judge or official assisting a competitor by directions to rectify an error of course.

Assistance within the starting enclosure is permitted, provided it ceases immediately when the start signal is given. From that instant the competitor is considered to be on the course and thus any further assistance is forbidden.

The following forms of assistance are allowed:

- whips, headgear or spectacles may be handed to a competitor without dismounting
- fence judges are allowed to call first or second refusal etc. A competitor may receive clarification of jumping penalties from the fence judge (e.g. after knocking a flag at the corner of a fence).

The Official Steward will decide whether or not a competitor has received outside assistance. Fence judges should record the details on the fence score sheets if they consider outside assistance has been given with full details.

HT1.11: OVERTAKING

HT1.11.1: Between Fences

A competitor catching up another may overtake but only at a safe and suitable place. In such circumstances the leading competitor must give way. It is forbidden, under penalty of elimination at the discretion of the Official Steward, for either competitor to wilfully obstruct or cause any damage to the other.

HT1.11.2: At any Fence

When the leading competitor is committed to jumping a fence, a following competitor may jump that fence only in such a way that will cause no interference to another; if interference occurs they may be eliminated, at the discretion of the Official Steward.

HT1.12: TIME KEEPING

Time is counted from the signal to start until when the pony's/horse's nose passes the finish. Time is counted in whole seconds, fractions being taken to the next second (i.e. 30.4 seconds is recorded as 31 seconds). Periods when a competitor has been held by a fence judge or an official will be deducted from the total time on the course in order to give the actual time for completing the course.

In the event of a timing error the Official Steward is allowed to make an accurate estimate of a competitor's time utilising official times taken around the course.

HT1.13: SCORING**HT1.13.1: Total Score**

The total score for an individual is obtained by adding the Dressage, Show Jumping and Cross-country penalties together. The team total is obtained by adding together the three lowest individual penalty scores.

For the purposes of the final team classification only, a team member who fails for any reason to complete the Competition will be awarded 500 penalty points. Withdrawals will remain as W/D.

HT1.13.2 Ties

If there is equality the total marks for all the riders in the tying teams will be considered in the following order:

- lowest total cross-country penalties (jumping and time)
- lowest total deviation from the cross-country optimum time
- highest total good dressage marks.

In the event of a tie for any place in an individual event, the riders will be placed by considering their marks in the following order:

- lowest total cross-country penalties (jumping and time)
- nearest the cross-country optimum time
- highest good dressage marks.

HT1.14: AWARDS

See CR Appendix 10.

CC: COMBINED CHALLENGE

Combined Challenge is a test of the ability and timing of a horse and rider to negotiate a show jumping course followed by an arena cross-country course. BRC run Combined Challenge competitions as follows:

- **70 Junior Combined Challenge**, for teams and individuals
- **70 Senior Combined Challenge**, for teams and individuals
- **80 Junior Combined Challenge**, for teams and individuals
- **80 Senior Combined Challenge**, for teams and individuals
- **90 Combined Challenge**, a mixed class (seniors and/or juniors) for teams and individuals
- **100 Combined Challenge**, a mixed class (seniors and/or juniors) for teams and individuals

The classes are for teams and individuals. Teams may only be mixed seniors and juniors in the 90cm and 100cm, and numbers to qualify can be found in Appendix 10A of the Handbook.

CC1.1: COMPETITION RULES

CC1.1.1: Show Jumping

The show jumping part of the Combined Challenge competition will be run under the Show Jumping rules set out in section SJ1 unless superseded in this section.

CC1.1.2: Cross-Country

The cross-country part of the Combined Challenge competition will be run under the Horse Trials rules set out in section HT unless superseded in this section.

CC1.2: ELIGIBILITY

CC1.2.1: ELIGIBILITY OF HORSES

As per Arena Eventing, see CR Appendix 2 & 3

CC1.2.2 ELIGIBILITY OF RIDERS

See CR Appendix 2 & 3.

CC1.3: SADDLERY, TACK AND DRESS

Full details are in CR Appendices 4, 5, and 6 and 7.

CC1.4: THE COURSE

Consists of minimum 6 show jumping obstacles followed by a minimum of 6 cross-country jumping efforts.

CC1.4.1: Heights

Full details are in CR Appendix 8 and will follow Arena Eventing dimensions at the relevant height.

CC1.4.2: Plan

A plan of the entire course shall be displayed. It must include:

- The course to be followed and its length
- Both SJ and cross-country fences
- The numbering of the fences
- Any compulsory turning points
- Fences with alternatives
- Optimum time for XC section and time allowed for SJ section

CC1.4.3: Inspection of the Course

See SJ1.5 and HT1.5.4

CC1.4.4: Marking the Course

See HT1.5.5

CC1.4.5: Modifications to the Course

See HT1.5.6

CC1.4.7: Fences

Show Jumping:

The show jumping course will:

consist of a minimum of 6 show jumps, including at least one double, and include a proportion with fillers (brushes, walls etc) be built to BS standards, have safety cups, to FEI standard on the back and centre of spread fences including practice fences. Black flag alternatives may be used, offset doubles may be used.

Cross-country:

The Cross-Country course:

- will consist of a minimum of 6 jumping efforts
- will be strongly built with a good ground line and should look imposing
- will have all fences flagged and numbered
- will be fixed in accordance with BE guidelines and should be correct for the relevant levels
- will have any fence at which a pony/horse, in falling, is liable to be trapped or to injure itself, secured by cord in such a way that parts of the fence can be quickly dismantled and rebuilt exactly as before.

CC1.4.8: Measurement of Fences

See CR Appendix 8E

CC1.4.9: Dimensions of Fences:

See CR Appendix 8E

CC1.5: METHOD OF STARTING

Competitors must start from within a simple enclosure which must be erected at the start, measuring approximately 5m square, with an open front marked with a red and white flag. Alternatively, a similar sized enclosure may be used with an open front and a gap of approximately 2m in one or both sides from which horses will enter, provided that the sides of the side opening are padded or otherwise constructed to ensure that neither horse or rider entering through the side can be injured.

The judges will sound the bell and competitors will then have 60 seconds to commence onto the course from the start box and through the timing equipment.

Cantering through a side entrance into start box may be considered inappropriate or dangerous riding and, as such, may be eliminated at the discretion of the Official Steward.

CC1.6: SCORING
CC 1.6.1: Penalties

	Show Jump	Cross-Country
First disobedience	10 penalties	10 penalties
Second disobedience on whole course	20 penalties**	20 penalties**
Second disobedience at same fence	20 penalties	20 penalties
Third disobedience	Elimination	Elimination
Knock down of obstacle	5 penalties	5 penalties (where top pole is used)
Fall of horse	Elimination	Elimination
Fall of rider	Elimination	Elimination
Every commenced period of 1 second of the time allowed (SJ)	0.4 penalties	N/A
Every commenced period of 1 second in excess of 5 seconds under the optimum time (XC)	N/A	0.4 penalties
Every commenced period of 1 second in excess of 5 seconds over the optimum time (XC)	N/A	0.4 penalties
Exceeding time limit	Elimination	Elimination
Error of course	Elimination	Elimination
Retaking obstacle already jumped	Elimination	Elimination

****The Show Jumping and Cross-Country phases are timed and scored separately, therefore "second disobedience on whole course" relates to per phase.**

CC1.6.2: Time

Show Jumping Phase:

The Time allowed will be based on a speed of 340mpm. (except for the 70cm where the speed is 300mpm) Every commenced period of 1 second in excess of time allowed will be penalised by 0.4 time penalties.

Cross-country Phase:

For competitions running in a small arena the Optimum Time will be based on a speed of 340mpm (Challenge 70), 350mpm (Challenge 80), 360mpm (Challenge 90), 375mpm (Challenge 100). For competitions running in a big arena the Optimum Time will be based on a speed of 375mpm for all heights. Competitions running using the old format (i.e. using a cross country course) the Optimum Time will be based on HT speeds (Challenge 80, 90, 100) and 400mpm for Challenge 70. Organisers in accordance with the Official Steward will decide on which speeds to use, which must be in the schedule or communicated to all competitors.

Timing display boards must not be used.

CC1.6.3: Definition of Faults

See SJ1.11 and HT1.8.3

CC1.6.4: Dislodged Fences

Where a fence is dislodged as per SJ1.11.9 and SJ1.11.10 for the SJ section and also the cross-

country section where knock down fences are used, a 6 second time penalty will be given as well as the refusal penalty.

CC1.6.4: Double, Treble or Multiple Fences

See HT1.8.4

CC1.6.5: Elimination & Retiring

Mandatory retirement in excess of 45 jumping penalties in either phase. For other rules See SJ1.11.2 and HT1.8.5

CC1.7: COMPETITOR IN DIFFICULTY

See HT1.9

CC1.8: OUTSIDE ASSISTANCE

See SJ1.10.15 and HT1.10

CC1.9: OVERTAKING

See HT1.11

CC1.10: TIME KEEPING

The entire competition will be timed. The show jumping and cross county phases will be separately timed. Manual time is counted in whole seconds, fractions being taken to the next second (i.e. 30.4 seconds is recorded as 31 seconds). Automatic time is counted to fractions of a second.

CC1.11: SCORING

CC1.11.1: Total Score

The total score is obtained by adding together show jumping and cross-country penalties.

CC1.11.2: Individuals

The individual with the lowest total score will win.

CC1.11.3: Teams

The team total is obtained by adding together the three lowest individual penalty scores per team.

For the purposes of the final team classification only, a team member who fails for any reason to complete the Competition will be awarded 500 penalty points. Withdrawals will remain as W/D.

CC1.11.4 Ties

If there is equality the total marks for all the riders in the tying teams will be considered in the following order:

- fastest show jumping times
- nearest to cross-country optimum time (if still equal preference will be given to the nearest OVER the time allowed).

In the event of a tie for any place in an individual competition, the riders will be placed by considering their marks in the following order:

- fastest show jumping times
- nearest to cross-country optimum time (if still equal preference will be given to the nearest OVER the time allowed).

CC1.12: AWARDS

See Appendix 10.

CT: COMBINED TRAINING

BRC run Combined Training competitions as follows:

Novice Combined Training: *this is a mixed class open to senior and junior teams and individuals, teams may be any combination of senior and/or junior, with 3 scores to count and for individuals (all team members are automatically in the individual competition). One team member will ride the Prelim/60, one another Prelim/60, one the Prelim/70 and one the Novice/70.*

Open Combined Training: *this is a mixed class open to senior and junior teams and individuals, teams may be any combination of senior and/or junior, with 3 scores to count and for individuals (all team members are automatically in the individual competition). One team member will ride in the Prelim/80, one the Novice/80, one the Prelim/90 and one the Novice/90.*

CT1: ELIGIBILITY

See CR Appendix 2 & 3

A horse may enter the combined training as part of a team and also enter once as an individual or twice as an individual only and providing the dressage test is different. The SJ height may be either **60cm, 70cm, 80cm or 90cm**, therefore a horse can jump the same height twice. **Horses may compete at 2 consecutive heights only and may not compete in 2 teams in the same class.**

CT2: ORDER OF TESTS

Combined training consists of two phases, dressage and show jumping and they must be taken in that order. The same horse and rider must complete both phases and elimination from one phase will result in elimination from the competition.

CT2.1: DRESSAGE PHASE

CT2.1.1: Dressage Rules

The dressage phase of the combined training competition will be run under the dressage rules set out in section D.

CT2.1.2: Saddlery, Tack and Dress

Full details are at CR Appendices 4, 5, 6 and 7. Refer to horse trials tack and dress.

CT2.1.3: Commanders

Dressage tests at area qualifier may be commanded, but not at the championships. Commanders should be courteous when multiple arenas are running and position themselves to avoid disturbing other riders. Commanders should only read out the printed text or extracts for each movement and must not use any other words or emphasis to prompt the rider.

CT2.1.4: Scoring

The good marks from 0 to 10 awarded to a competitor for each numbered movement of the Dressage Test are added together with the collective marks. Then any error of course is deducted. Half marks may be awarded.

The percentage of the maximum possible good marks obtainable is then calculated. This percentage is obtained by dividing the total good marks of the judge (minus any error of course or test) by the maximum possible good marks obtainable, then multiplying by 100 and rounding the result to two decimal places. In order to convert average percentage into penalty points, this must be subtracted from 100, with the resulting figure being rounded to one decimal point. The result is the score in penalty points for the test.

CT2.2: SHOW JUMPING PHASE

CT2.2.1: Show Jumping Rules

The Show Jumping phase of the Combined Training competition will be run under the Show Jumping rules set out in section SJ1 unless superseded in this section.

CT2.2.2: Saddlery, Tack and Dress

Full details are at CR Appendices 4, 5, 6 and 7. Refer to Horse Trials tack and dress for the relevant phase.

CT2.2.3: The Course

The course will consist of a designated number of obstacles (see CR Appendix 8) that are to BS/ SJA1 standard or above. A proportion of the fences should be built with fillers (Planks, walls etc.). Safety cups, to FEI standard, must be used on the back and centre of spread fences including practice obstacles.

The maximum height of any obstacle in area competitions and at championships will be as per CR Appendix 8.

CT2.2.4: Order of Jumping

At all competitions the order of jumping will be at the discretion of the organiser, but if possible, riders from the same team should not follow each other in succession.

CT2.2.5: Time Allowed & Penalties

The time allowed will be based on a speed of 325mpm (except for at 60cm and 70cm where the speed is 300mpm). Every commenced period of 1 second in excess of time allowed will be penalised by 1 time penalty.

CT2.2.6: Jumping Penalties

Jumping penalties will be incurred as follows:

Knock down.....	4 penalties
First disobedience	4 penalties
Second disobedience	8 penalties
Third disobedience	Elimination
Fall of rider	Elimination
Fall of horse.....	Elimination
Every second commenced over the time allowed	1 penalty

CT2.2.7: Scoring

The jumping penalties are added to the time penalties incurred to calculate the total penalties for this phase.

CT3: RESULTS

CT3. 1: Total Score

The total score for an individual is obtained by adding the Dressage and Show Jumping penalties together.

CT3. 2: Individuals

The individual with the lowest total score will win.

CT3. 3: Teams

In calculating the team total, the best three scores will count.

The team penalties for each member of a team are calculated as in CR Appendix 11b.

The team penalties for best three team members will be added and the team with the lowest total score shall be the winners.

For the purposes of the final team classification only, a team member who fails for any reason to complete the Competition will be awarded 500 penalty points. Withdrawals will remain as W/D.

Team results can, therefore, only be calculated when all team members in each phase have been judged.

CT3.4: Ties of Teams

In the event of equality the dressage penalties for all team members shall be added together and the team with the lowest total shall take the higher place. If equality still remains the fastest aggregate time of all team members in the show jumping phase shall be the deciding factor.

CT3.4.2: Individuals

In the event of equality of individuals for any place, then the lowest dressage penalties shall be the deciding factor. If equality still remains the fastest time in the show jumping phase shall be the deciding factor.

CT4: Awards & Numbers to Qualify

See CR Appendix 10. The number of highest placed individual riders qualifying for the Championships will be governed by the number of arenas required (see G8.3)

AE: ARENA EVENTING

BRC run Arena Eventing competitions for Junior and Senior competitors as follows:

- **Senior AE 70**, for teams of four riders, the best three scores to count and individuals.
- **Junior AE 70**, for teams of four riders, the best three scores to count and individuals.
- **Senior AE 80**, for teams of four riders, the best three scores to count and individuals.
- **Junior AE 80**, for teams of four riders, the best three scores to count and individuals.
- **AE 90**, is a mixed class open to senior and junior teams and individuals, teams may be any combination of senior and/or junior. The best three scores to count.
- **AE 100**, is a mixed class open to senior and junior teams and individuals, teams may be any combination of senior and/or junior. The best three scores to count.

AE1.1: COMPETITION RULES

AE1.1.1: Show Jumping

The show jumping part of the Arena Eventing competition will be run under the Show Jumping rules set out in section SJ1 unless superseded in this section.

AE1.1.2: Cross-Country

The cross-country part of the Arena Eventing competition will be run under the Horse Trials rules set out in section HT unless superseded in this section.

AE1.2: ELIGIBILITY OF HORSES AND RIDERS

See Appendix 2 & 3 and G6.1

AE1.3: NUMBERS TO QUALIFY

See Appendix 10.

AE1.4: SADDLERY, TACK AND DRESS

Full details are in Appendices 4, 5

AE1.5: THE COURSE

Consists of a course of show jumps immediately followed by cross-country fences, and will finish with the last fence as a show jump, the joker fence, which will be set at a discretionary 10cm higher than the rest of the course. There will be a maximum of 20 jumping efforts, 9 show jumping, 10 XC fences and the joker SJ fence. The Joker fence is a compulsory fence and must be jumped, failure to jump before passing through the finish will be classed as an error of course and penalised as per AE1.6.1. The course to be built by BE or a BS course builder provided they have been given a copy of the BE document on securing portable fences.

AE1.5.1: Heights

See Appendix 8d, except the joker fence which will be set at a discretionary 10cm higher than the rest of the course.

AE1.5.2: Fences

Show Jumping:

The show jumping fences will:

- be built to BS standards
- have safety cups, to FEI standard on the back and centre of spread fences including practice fences
- black flag alternatives may be used
- offset doubles may be used

Cross-country:

The XC fences:

- will be fixed in accordance with BE guidelines and should be correct for the relevant levels
- may be rustic fences with knock down poles
- will be strongly built with a good ground line and should look imposing
- will have all fences flagged and numbered
- will have any fence at which a pony/horse, in falling, is liable to be trapped or to injure itself, secured by cord in such a way that parts of the fence can be quickly dismantled and rebuilt exactly as before.

AE1.6: SCORING

AE1.6.1 Penalties

Jumping penalties will be incurred as follows:

	Show Jump	Cross-Country
First disobedience	4 penalties	20 penalties
Second disobedience on whole course	8 penalties	N/A
Second disobedience at same fence	N/A	40 penalties
Third disobedience	Elimination	elimination
Knock down of obstacle	4 penalties	10 penalties (top pole is used)
Knock down of Joker fence	6 penalties	N/A
Fall of horse	Elimination	Elimination
Fall of rider	Elimination	Elimination
Every commenced period of 1 second in excess of the optimum time	0.4 penalties	
Every commenced period of 1 second in excess of 5 seconds under the optimum time	0.4 penalties	
Exceeding time limit	Elimination	Elimination
Error of course	Elimination	Elimination
Retaking obstacle already jumped	Elimination	Elimination

AE1.6.2: Dislodging a Fence

Where a fence is dislodged as per SJ1.11.9 and SJ1.11.10 for the SJ section and also the cross-country section where knock down fences are used, the 6 second time penalty will be converted to penalties (based on 0.4 per second) which would equal 2.4 penalties. The total penalties for the refusal and dislodging the fence in the SJ will be 6.4 penalties (4 penalties for the refusal and 2.4 as the time penalty) and for the cross-country will be 12.4 penalties.

AE1.6.3: Time

The Time allowed will be based on the class height and speed which is found in Appendix 8d. Every commenced period of 1 second in excess of optimum time will be penalised by 0.4 time penalty. Every commenced period of 1 second in excess of 5 seconds under the optimum time will be penalised by 0.4 time penalty. The competition is timed as a whole.

Timing display boards must not be used.

AE1.7: SCORING

AE1.7.1: Individuals

The individual with the lowest total score will win.

AE1.7.2: Teams

The team total is obtained by adding together the three lowest individual penalty scores per team.

For the purposes of the final team classification only, a team member who fails for any reason to complete the Competition will be awarded 500 penalty points. Withdrawals will remain as W/D.

AE1.7.3: Ties

If there is equality the total marks for all the riders in the tying teams will be considered in the following order:

- clear rounds take precedence over jumping faults i.e. a rider with 4 time faults would be placed above a rider with 4 jumping faults
- nearest to the optimum time.

In the event of a tie for any place in an individual competition, the riders will be placed by considering their marks in the following order:

- clear rounds take precedence over jumping faults
- nearest to the optimum time.

AE1.8: AWARDS

See Appendix 10.

BRC COMPETITION RULES APPENDICES

CR APPENDIX 1: DRESSAGE TESTS AND ENTRY FEES

WINTER DRESSAGE QUALIFIERS AND CHAMPIONSHIP TESTS	
Dressage to Music	
Novice DTM	BD Novice Freestyle to Music (2019)
Elementary DTM	<i>BD Elementary Freestyle to Music (2024)</i>
Pick a Test DTM	BD Medium Freestyle to Music (2016) or BD Advanced Medium Freestyle to Music (2016)
Prelim DTM	BD Prelim Freestyle to Music (2016)
Mixed Pairs DTM	BRC Novice Pairs Dressage to Music (2018)
Dressage	
<i>Senior/Junior Introductory</i>	<i>BD Intro 1 (2024)</i>
	<i>BD Intro 2 (2024)</i>
	<i>BRC Prelim 1 (2025)</i>
	<i>BRC Prelim 2 (2025)</i>
<i>Senior/Junior Novice</i>	<i>BD Intro 3 (2024)</i>
	<i>BD Prelim 1 (2024)</i>
	<i>BD Prelim 2 (2024)</i>
	<i>BD Novice 1 (2024)</i>
<i>Mixed Intermediate Winter Dressage</i>	<i>BD Prelim 3 (2024)</i>
	<i>BD Novice 2 (2024)</i>
	<i>BD Novice 3 (2024)</i>
	<i>BD Elementary 1 (2024)</i>
<i>Mixed Intro Pairs</i>	<i>BRC Intro Pairs 1 (2022)</i>
<i>Pick a Test</i>	<i>BD Medium 1 (2024) or BD Advanced Medium 1 (2024)</i>

CR APPENDIX 1: DRESSAGE TESTS AND ENTRY FEES

	AREA	CHAMPIONSHIPS
National Horse Trial Championships		
BRC HT 70	BE90 Dressage 91 (2009)	
BRC HT 80	BE90 Dressage 92 (2009)	
BRC HT 90	BE90 Dressage 95 (2012)	
BRC HT 100	BE100 Dressage 101 (2009)	

Summer National Championships Tests		Summer National Championships Ride-Off Tests
Senior/Junior Introductory Dressage	BD Intro 1 (2024)	BRC Walk & Trot 2 (2025)
	BD Intro 3 (2024)	
	BRC Prelim 1 (2025)	BRC Prelim 3 (2025)
	BRC Prelim 2 (2025)	
Senior/Junior Prelim Dressage	BRC Prelim 4 (2025)	BD Prelim 5 (2024)
	BD Prelim 1 (2024)	
	BD Prelim 2 (2024)	
	BD Prelim 3 (2024)	
Mixed Open Dressage	BD Novice 1 (2024)	BD Novice 4 (2024)
	BD Novice 2 (2024)	
	BD Novice 3 (2024)	
	BD Elementary 1 (2024)	BD Elementary 4 (2024)
Pick a Test	BD Medium 4 (2024) or BD Advanced Medium 4 (2024)	N/A

Combined Training Championships	
Novice Combined Training	BD Prelim 1 (2024) – 60cm
	BD Prelim 2 (2024) – 60cm
	BD Prelim 2 (2024) – 70cm
	BD Novice 2 (2024) – 70cm
Open Combined Training	BD Prelim 1 (2024) – 80cm
	BD Novice 1 (2024) – 80cm
	BD Prelim 2 (2024) – 90cm
	BD Novice 2 (2024) – 90cm

Tests will remain the same at each championship unless a test is removed from circulation.

CR APPENDIX 1: DRESSAGE TESTS AND ENTRY FEES

QUALIFIERS		TEAM	INDIVIDUAL
Arena Eventing Qualifiers	Arena Eventing	£56	£14.5
Winter Show Jumping Qualifiers	Show Jumping	£48	£12.5
Winter Dressage Qualifiers	Dressage	£48	£12.5
	Intro Pairs	£22	N/A
	Dressage to Music	N/A	£20
	Pairs Dressage to Music	£26	N/A
Horse Trials Qualifiers	All classes	£66	£16.5
National Qualifiers	Dressage & Show Jumping	£48	£12.5
	Pairs Dressage	£23	N/A
Combined Challenge Qualifiers	Combined Challenge	£56	£14.5
Combined Training Qualifiers	Combined Training	£56	£14.5

CHAMPIONSHIPS		TEAM	INDIVIDUAL
Arena Eventing Championships	Arena Eventing	£136	£34
Winter Show Jumping Championships	Show Jumping	£104	£26
Winter Dressage Championships	Dressage	£104	£26
	Introductory Pairs	£48	N/A
	Dressage to Music	N/A	£33.5
	Pairs Dressage to Music	£52	N/A
	Quadrille	£88	N/A
National Horse Trial Championships	Mixed 70 & Mixed 80 (2 Day Short format)	£384	£96
	Mixed 90 & Mixed 100 (2 Day Long format)	£396	£99
National Championships	Dressage & Show Jumping	£128	£32
	Pairs Dressage	£48	N/A
Combined Championships	Combined Challenge	£184	£46
	Combined Training	£152	£38

BRC reserve the right to review fees and transaction fees, where payable, at any time.

CR APPENDIX 2 & 3: ELIGIBILITY OF HORSE AND RIDER DRESSAGE

Championship	Class	Level/Test	Horses		Rider Eligibility (not permitted)	Horse Eligibility
			BD	BE		
Summer National Champs Senior and Junior	Summer Senior and Junior Introductory Dressage	BD Intro 1	0 BD points at any level	0	BHS Stage 4 Coach or above (a), (c). Not to have competed at Novice BD/ BRC or BE100 or above in the current or previous calendar year. Not to have competed Elementary BD/BRC or BE Novice in the last 3 calendar years. Horse and rider combinations may not have gained 70% or higher in their arena at a BRC/BD Championship (b) at Intro level or above in the last 12 months.	Not to have competed at Novice BD/ BRC or BE100 or above in the current or previous calendar year. Not to have competed Elementary BD/BRC or BE Novice in the last 3 calendar years. Horse and rider combinations may not have gained 70% or higher in their arena at a BRC/BD Championship (b) at Intro level or above in the last 12 months.
		BD Intro 3	Up to 35 BD points at Prelim 0 BD points at Novice or above		BHS Stage 4 Coach or above (a), (c).	
		BRC Prelim 1 & 2	Up to 35 BD points at Prelim 0 BD points at Novice or above		BHS Stage 4 Coach or above (a), (c). Not to have competed at Elementary BD/BRC or BE Novice or above in the current or previous calendar year. Horse and rider combinations may not have gained 70% or higher in their arena at a BD/BRC Championship (b) at Prelim level or above in the last 12 months.	Not to have competed at Elementary BD/BRC or BE Novice or above in the current or previous calendar year. Horse and rider combinations may not have gained 70% or higher in their arena at a BD/BRC Championship (b) at Prelim level or above in the last 12 months.
Senior and Junior Prelim Dressage		BRC Prelim 4 & BD Prelim 1	Unlimited Prelim Points Up to 35 points at Novice 0 points at Elementary or above		BHS Stage 4 Coach or above (a), (c) Rider cannot have competed at BE Novice or Elementary dressage or above in the current or previous calendar year BD or BRC.	Horses cannot have competed in elementary or above in the same competition year BD or BRC.
		BD Prelim 2 & 3	Unlimited Novice points 0 points at Elementary or above	(c)	(c)	
Mixed Open Dressage		BD Novice 1 & 2	Unlimited Novice Points Up to 35 points at Elementary 0 points at Medium or above	(c)	(c)	
		BD Novice 3 & Elementary	Unlimited Elementary Points Up to 35 points at any higher level	(c)	(c)	
Mixed Pick a Test Medium/ Advanced Medium Dressage		BD Medium 4	No Limit			
		BD Advanced Medium 4	No Limit			
Mixed Pairs Dressage		Pairs	No Limit			

(a) Qualification not to have been gained within the past ten years (formerly BHSI and above) (b) For BD relating to Quest Championships, Area Festivals, Regional and National Championships. For BRC relates to all National Championships with a Dressage phase. (c) Riders who have completed under FEI Rules in the relevant discipline in the last 5 calendar years. (FEI tests at BD National Competitions are not run under FEI rules. BD International only are run under FEI rules). For Eventing restrictions at AE70, AE80, AE90, CT70, CT80, HT70, HT80, HT90, CC70, CC80 and CC90 applies to 3* and above only. For AE100, HT100 and CC100 applies to 4* and above only.

CR APPENDIX 2 & 3: ELIGIBILITY OF HORSE AND RIDER DRESSAGE

Championship	Class	Level/Test	Horses		Rider Eligibility (not permitted)	Horse Eligibility	
			BD	BE			
Winter National Champs Senior and Junior	Dressage to Music	Senior & Junior Prelim	Unlimited Prelim Points 0 points at Novice or above		BHS Stage 4 Coach or above (a)(c). Rider cannot have competed at BE Novice or current or previous calendar year BD or BRC.	Horses cannot have competed in elementary or above in the same competition year. BD or BRC. No horse may have gained 70% or above in DTM Novice (BD or BRC) in the past 12 months.	
		Novice 0 Points	Unlimited Prelim Points 0 points at Novice or above		(c). Rider cannot have competed at BE Novice or Elementary dressage or above in the current or previous calendar year BD or BRC.	Horses cannot have competed in elementary or above in the same competition year. BD or BRC. Horse may not compete in Elementary DTM at the same qualifier or championship.	
		Senior Novice Points and Junior Novice	Unlimited Novice Points Up to 35 Elementary Points 0 Points at Adv., Medium or above		(c)		
		Elementary	Unlimited Elementary Points Up to 35 Medium Points 0 Points at Adv., Medium or above		(c)		
		Medium	No Limit		(e)		
		Advanced	No Limit				
		Mixed Pairs	No limit				
		Quadrille	No limit		One member may have been first-to-third- in FEI dressage competitions		
Winter Senior and Junior Introductory Dressage		BD Intro 1 & 2	0 Points at all levels		(a)(c) BHS Stage 4 Coach or above. Rider not to have competed at Novice BD/ BRC or BE Novice or above in the current or previous calendar year. Not to have competed Elementary BD/BRC or BE Novice or above in the last 3 calendar years.	Not to have competed at Novice BD/ BRC or BE100 or above in the current or previous calendar year. Not to have competed Elementary BD/BRC or BE Novice or above in the last 3 calendar years. Horse and Rider combinations may not have gained 70% or higher in their arena at a BRC/BD Championship at Intro level or above in the last 12 months.	
		BRC Prelim 1 & 2	Up to 35 Prelim Points 0 points at Novice or above	0	(a)(c) BHS Stage 4 Coach or above. Rider not to have competed at Elementary BD/ BRC or BE Novice or above in the current or previous calendar year. Horse and Rider combinations may not have gained 70% or higher in their arena at a BRC/BD Championship at Prelim level or above in the last 12 months.	Not to have competed at Elementary BD/BRC or BE Novice or above in the current or previous calendar year. Horse and Rider combinations may not have gained 70% or higher in their arena at a BRC/BD Championship at Prelim level or above in the last 12 months.	
	Mixed Intro Pairs	BRC Intro Pairs	Unlimited Prelim Points 0 points at Novice or above		BHS Stage 4 Coach or above (a), (c) Rider not to have competed at Novice (including pairs) BD/BRC or BE100 or above in the current or previous calendar year. Winning pair from previous year may not take part.	Horses not to have competed at Novice BD/BRC or BE Novice or above in the current or previous calendar year. Winning pair from previous year may not take part.	

Section 2

CR APPENDIX 2 & 3: ELIGIBILITY OF HORSE AND RIDER DRESSAGE

Championship	Class/Level	Horses			Rider Eligibility (not permitted)	Horse Eligibility
		BD	BE	BS (e)		
Arena Eventing and Combined Challenge	70		0 (10 BE Foundation Points)		Not to have completed a BE90, AE90, BRC HT90 or CH90 or above in the current competition year. Rider not to compete at 90 or above in qualifier or championship (c)	Horses may be registered with BE but must not have any BE points. Not to have completed a BE 90 or above in the 12 months before pre-entry.
	80		0		(c)	Horses may be registered with BE but must not have any BE points. Not to have completed a BE 100 or above in the 12 months before pre-entry
	90		5		(c)	All horses may be currently registered with BE but must not have completed a BE105 or higher in the 12 months before pre-entry
	100		No Limit			
	60		0 (0 BE Foundation Points)	0 (0 BS Club Points gained at 80cm or higher) (d)	Rider may not have completed a BS/BE or any BRC jumping competition with a starting height of 80cm or above in the 12 months before pre-entry	Horses may not have completed a BS/BE or any BRC jumping competition with a starting height of 80cm or above in the 12 months before pre-entry
Show Jumping at BRC Championships in any field in summer	70		0 (15 BE Foundation Points)	50	(c)	Horses may not have completed a BS/BE or any BRC jumping competition with a starting height of 90cm or above in the 12 months before pre-entry
	80		10	250 (d)	(c)	Horses may not have completed a BS/BE or any BRC jumping competition with a starting height of 100cm or above in the 12 months before pre-entry
	90		40	750 (d)	(c)	
	100		No Limit	No Limit		
	105		No Limit	No Limit		

a)) Qualification not to have been gained within the past ten years (formerly BHSI and above)(b) refers to active riders of BD during the last 3 calendar years (c) Riders who have completed (c) Riders who have completed under FEI Rules in the relevant discipline in the last 5 calendar years. For Eventing, restrictions at AE70, AE80, AE90, CT 60, CT70, CT80, CT90, HT70, HT80, HT90, CC70, CC80 and CC90 applies to 3* and above only. For AE100, HT 100 and CC100 applies to 4* and above only.

CR APPENDIX 2 & 3: ELIGIBILITY OF HORSE AND RIDER DRESSAGE AND ARENA EVENTING

Championship	Class/Level	Horses			Rider Eligibility (not permitted)	Horse Eligibility
		BD	BE	BS (e)		
Horse Trials Mixed No horse may compete in more than one HT class	HT 70		0 (10 BE Foundation Points)		Not to have completed a BE 90 or BRC HT year at close of pre-entry. Riders may not compete at 90 or above in the same Qualifier or Championship. (c)	Horses may be registered with BE but must not have any BE points. Not to have completed a BE 90 or above in the 12 months before pre-entry
	HT 80		0	(C)		Horses may be registered with BE but must not have any BE points. Not to have completed a BE 100 or above in the 12 months before pre-entry
	HT 90		5	(C)		All horses may be currently registered with BE but must not have completed a BE105 or higher in the 12 months before pre-entry
	HT 100		No Limit	(C)		
	60cm		0 (0 BE foundation Points)	(C)		Horse may not have competed in BS/BE or BRC at 80cm or above in the 12 months before pre-entry
Combined Training Championship	70cm		0 (50 BE foundation Points)	(C)		Horses may not have competed in BS/BE or BRC at 90 or above in the 12 months before pre-entry
	80cm			(C)		
	90cm			(C)		

(c) Riders who have completed under FEI Rules, in the relevant discipline in the last 5 calendar years. For Eventing restrictions at AE70, AE80, AE90, AE100, CT60, CT70, CT80, CT90, HT70, HT80, HT90, HT100, CC80 and CC90 applies to 3* and above only. For AE100, HT 100 and CC100 applies to 4* and above only.

(d) Other than notional points gained in 70cm and 80 cm classes held at BS Intra shows. BS Club points gained at any level will not be counted.

(e) All points gained for double clears will be counted. SJ points should be converted into pounds by multiplying by 9 for horses that have gained winnings in 120cm classes or above, 3 for horses that have gained winnings in classes lower than 120cm and 2.5 for ponies.

CR APPENDIX 3: ELIGIBILITY

This section should be read in conjunction with the table in CR Appendix 2. Horses may compete in any competition for which they are eligible.

Dressage

- Intro and Prelim
- Prelim and Novice
- Novice and above

Show Jumping

- 60 and 70
- 70 and 80
- 80 and 90
- 90 and 100
- 100 and **105**

Arena Eventing and Combined Challenge

- 70 and 80
- 80 and 90
- 90 and 100

Combined Training – A horse may enter the combined training as part of a team and also enter once as an individual or twice as an individual only and providing the dressage test is different. The SJ height may be either **60cm/70cm, 70cm/80cm or 80cm/90**, therefore a horse can jump the same height twice

HT – horse may only compete at one height

- No rider or horse may compete twice in the same team
- Horses may compete at two consecutive heights SJ, AE and CC
- Horses may only compete twice in SJ, AE and CC classes. Horses may compete in teams at each height or as an individual.
- Where a senior and junior are sharing a horse for SJ, AE or CC, the horse may only still compete twice total in a competition. For example a senior could compete in the Senior 90 SJ as part of a team or individually, and the junior could compete in the Junior 90 SJ as part of a team or individually. For mixed classes juniors and seniors are not permitted to share a horse
- No horse may compete twice in the same team or in more than one team in the same class (e.g. Novice Winter Dressage, Mixed 70 Arena Eventing, or Senior Prelim Dressage) unless expressly permitted.
- Juniors and seniors may share horses, provided they are competing at the same or consecutive levels (if doing the same test and is judged by the same judge, the test sheet will be withheld until both tests are completed).
- A horse may be shared by two seniors or two juniors but one must compete as an individual and may not ride the same test or height
- Open Dressage, Prelim Dressage and Introductory Dressage are classed as separate classes.
- Horses may compete as part of a team and/or individually provided the tests are different and eligibility criteria is met.
- Where the Introductory, Novice and Intermediate Winter Dressage Qualifiers are held on the same day a horse may compete in both as part of a team.
- For Pick a Test competitions a horse may enter both sections, but the sections will still be judged as one competition at qualifiers. The championship may be split if entries in each
- BD Quest points are not counted for dressage points, but the level at which a horse has competed is counted where relevant in the eligibility criteria (e.g. competing at Elementary would make the horse ineligible for Prelim).

WINTER COMPETITIONS 2025***Winter Dressage Championships***

- Mixed Pick a Test DTM (Medium and Advanced Medium)
- Mixed Elementary DTM
- Senior Novice with Points DTM
- Senior Novice 0 Points DTM
- Senior Prelim DTM
- Mixed Pairs DTM
- Junior Prelim DTM
- Junior Novice DTM
- Quadrille
- Senior and Junior Introductory Dressage
- Mixed Intro Pairs Dressage
- Senior and Junior Novice Winter Dressage
- Mixed Intermediate Winter Dressage
- Mixed Winter Pick a Test (Medium and Advanced Medium)

Winter Show Jumping Championships

- Mixed 60cm Winter SJ
- Senior and Junior 70cm Winter SJ
- Senior and Junior 80cm Winter SJ
- Mixed 90cm Winter SJ
- Mixed 100cm Winter SJ

Arena Eventing Championships

- Senior and Junior Arena Eventing 70cm
- Senior and Junior Arena Eventing 80cm
- Mixed Arena Eventing 90cm
- Mixed Arena Eventing 100cm

SUMMER COMPETITIONS 2025***National Horse Trials Championships***

- Mixed 70cm HT
- Mixed 80cm HT
- Mixed 90cm HT
- Mixed 100cm HT

National Championships

- Mixed 60cm SJ
- Senior and Junior 70cm SJ
- Senior and Junior 80cm SJ
- Mixed 90cm SJ
- Mixed 100cm SJ
- Mixed 105cm SJ
- Senior and Junior Introductory Dressage
- Junior Prelim Dressage
- Senior Prelim Dressage
- Mixed Open Dressage
- Mixed Pick a Test (Medium and Advanced Medium)
- Mixed Pairs Dressage

Combined Championships

- Novice Combined Training
- Open Combined Training
- Senior and Junior Combined Challenge 70cm
- Senior and Junior Combined Challenge 80cm
- Mixed Combined Challenge 90cm
- Mixed Combined Challenge 100cm

Hats

Hats which meet the standards below must be worn with a harness properly adjusted and fastened. Skull caps must be worn with a silk. All Hats must be tagged with a pink tag from BRC, PC or BE. Fixed peaks are not permitted in any competition where cross-country is involved but are permitted for dressage and show jumping.

British	PAS 015: 2011 provided they are BSI Kitemarked or Inspec IC Marked VG1 01.040: 2014-12 provided they are BSI Kitemarked or Inspec IC Marked
European	EN1384: 2023 provided they are BSI Kitemarked or Inspec IC marked
American	ASTM F1163: 2015 onwards provided they are SEI marked and SNELL E2016 or 2021 onwards
Australian and New Zealand	AS/NZS 3838: 2006 onwards provided they are SAI global marked

For the full Hat guidelines see G22.2

Body Protectors

A body protector is obligatory in all cross-country competitions and is strongly recommended in show jumping competitions. A BETA Level 3 displaying a Blue 2018 Label must be worn in competitions where a body protector is obligatory. The ONLY exception to this requirement is that the Exo Body Cages will continue to be accepted, provided they have a BETA Level 3 Purple 2000 Label – the secretary must be **notified so they can inform the paramedic they need an allen key**. For the full Body Protector guidelines see G22.2.

Jodhpurs and Breeches

White, cream, beige, black or any muted colour of breeches or jodhpurs may be worn.

Boots

Long riding boots designed for riding are to be worn. Short riding boots with gaiters of the same leather and colour may be worn. Suede half chaps may be worn providing they are of identical colour to the boots and have no decoration or tassels of any sort.

Jackets and Shirts

Competitors may choose to ride without jackets. Competitors can wear a fitted waistcoat in any conservative colour in a muted tone and should not be brightly coloured or have bold patterns, subtle pinstripes are permitted as are colours and contrast piping to collar, lapels, pockets and vents. A suitable long or short sleeved shirt of a solid colour is to be worn. Service dress is permitted as is a tweed jacket with a coloured stock or collar and tie. White stocks, white American collar or white shirts with collar and tie may be worn.

An American collar, correctly fastened stock or a suitable shirt that fastens at the neck with a tie must be worn. Suitable short sleeved shirts of a solid colour may be worn. Waterproof coats may be worn in wet weather.

Hair and Jewellery

It is advised that hair should be neatly secured and should not hang lower than the shoulder line when standing normally. Any item of jewellery or alternative medical treatment wrist bands should be covered up by clothing or gloves, if they cannot be removed, will be worn at the riders' own risk.

Gloves

Gloves must be worn in dressage competitions. Gloves are optional although are recommended for show jumping and cross-country competitions.

Whips (Dressage)

One whip of any length is permitted for all BRC dressage. Whips must not be used in a way or be of a length that disturbs other riders and may not be picked up if dropped during a test. ***If a short whip is used it must be as per SJ/XC guidelines.***

Whips (Show Jumping and Cross-Country)

One whip is permitted and must be between 45cm and 75cm and must not be weighted or feature a hard point at the end. The end of the whip must be padded. The 'pad' must be smooth with no protrusion or raised surface (which includes embroidery) and be made of a shock absorbing material throughout its circumference. No substitute for a whip may be carried.



Correct



Incorrect

Spurs (Dressage)

Spurs must be made out of smooth material (metal or plastic), including the band around the heel which must be blunt and be incapable of wounding a horse. The overall length of the spur is not to exceed 4cm from the back of the boot to the end of the spur in its entirety. Only one pair of spurs may be worn and must be securely fastened in the traditional manner, with the curve, if any, pointing downwards with the shank pointing to the rear and the end clearly horizontal to the ground or pointing downwards. Swan neck spurs are permitted as are dummy spurs. Rowel spurs are permitted but must be round, smooth and free to rotate. ***Fair Rider Spurs are permitted.*** Comb, tines and 'spursader' style spurs are not permitted.

Spurs will not be permitted for any Introductory level dressage test at all BRC Qualifiers and Championships. They will continue to be allowed for the Prelim level tests and above.

Spurs (Show Jumping)

Spurs must be made out of smooth material (metal or plastic), including the band around the heel which must be blunt and be incapable of wounding a horse. The overall length of the spur is not to exceed 4cm from the back of the boot to the end of the spur in its entirety. Only one pair of spurs may be worn and must be securely fastened in the traditional manner, with the curve, if any, pointing downwards with the shank pointing to the rear and the end clearly horizontal to the ground or pointing downwards. Spur designs which include necks set to the inside of the heel, roughened/cutting edges or serrated spurs with or without necks are not permitted. Rowelled spurs, if worn must have smooth rowels with a diameter of no less than 1cm and no greater than 2cm, with a minimum width of 2mm. ***Fair Rider Spurs are permitted.*** Horizontal rowels are not permitted.

Spurs (Cross-Country)

Spurs must be made out of smooth material (metal or plastic), including the band around the heel which must be blunt and be incapable of wounding a horse. The overall length of the spur is not to exceed 4cm from the back of the boot to the end of the spur in its entirety. One pair of securely fastened spurs worn in the traditional manner only may be worn, with the curve, if any, with the shank pointing to the rear and the end clearly horizontal to the ground or pointing downwards. Comb, tines and 'spursader' style spurs are not permitted. Rowel spurs are permitted but must be free to rotate and must be round and smooth. ***Fair Rider Spurs are permitted.***

The following ARE permitted:

- English and continental type saddles
- Introductory, Prelim and Novice tests
- Miklem Bridles are allowed as snaffle bridles with permitted bits only at any level
- Elementary and above tests – ordinary snaffle or double bridles
- Nosebands are compulsory (drop, flash, crossed (including grackles) or cavesson) with a snaffle. For double bridles a cavesson noseband only
- Discreet padding of the bridle at the poll or noseband
- Nose nets & Equilibrium Net Relief Riding Masks or similar that are discreet but must leave the mouth and bit visible
- Breastplates, cruppers and balancing straps
- Neckstraps at any level
- Ear covers and fly hoods are permitted for all competitions, and may also provide noise reduction. Ear covers/fly hoods must not cover the horse's eyes and should be discreet in colour and design.
- A gel pad, memory foam or sheepskin seat saver provided it is unobtrusive and matches the colour of the saddle
- Anti-fly impregnated brow-bands or fly repellent discs
- Saddle cloths and numnahs - see G21.1
- Sponsors logos on clothing (see relevant discipline)
- A stallion disc **MUST** be displayed on each side of a stallions bridle at all times
- Side saddles (Pure Dressage only)
- Diamanté plaiting bands
- Bridle/saddle pad number (if worn, must be shown on both sides)
- Quarter marks, if used, must be simple with no glitter or colouring.
- **Hoods (provided they do not obstruct the horses vision in any way)**
- **Fair Rider Spurs**

The following ARE NOT permitted:

- Martingales
- Double bridle (except pure Dressage at Elementary and above)
- Bit guards, tongue guards and tongue straps or tying down the horses tongue
- Boots and bandages (except in warm up)
- Substitutes for conventional shoes (except in warm up)
- Elasticated reins
- Side saddles (except pure Dressage)
- Saddle covers
- Market Harborough, side, draw, check or running reins
- Hackamores and other bitless bridles
- Blinkers
- Ear plugs (Spot checks may be carried out – evidence of use for sound muffling may incur elimination)
- Fine wire, twine or cord around the horse's mouth
- Sheepskin cheek pieces or any other attachment that may affect the horse's vision.
- Belly bandages/spur guards
- Shields that cover the horses' eyes (i.e. glasses or sunglasses for horses) are not permitted at any time when mounted or exercising, including while lungeing.

You may not warm up in equipment not permitted in the actual test except where specified. Where this list does not specify, please see the relevant disciplines guidelines.

Please see the BD Approved Tack Guide for a pictorial guide on permitted bits available on the BD website: www.britishdressage.co.uk/rules

The following ARE permitted:

- English type saddles
- Hackamores and other bitless bridles
- Micklem bridles with permitted bits
- A stallion disc MUST be displayed on each side of a stallions bridle at all times
- Breastplates
- Neckstraps at any level
- Nose nets & Equilibrium Net Relief Riding Masks or similar that are discreet but must leave the mouth and bit visible
- Only one martingale (standing, Irish or running). Standing martingales MUST be attached to the cavesson part of the noseband fitted above the bit, running martingales MUST have rein stops
- Combination martingales (standing and running in one martingale) are permitted only for pure Show Jumping
- More than one noseband may be worn at a time
- Tongue guards that are properly made and detached from the reins and bits
- Bitguards provided that they are made of rubber and are smooth on both sides
- Boots and bandages
- Discreet fly fringes, gauzes
- Ear covers and fly hoods are permitted for all competitions, and may also provide noise reduction. Ear covers/fly hoods must not cover the horse's eyes and should be discreet in colour and design
- **Hoods**
 - Anti-fly impregnated browbands or fly repellent discs
 - Numnahs and saddle cloths - see G21.1
 - Sponsors logos on clothing (see discipline rules)
 - Leather, sheepskin or similar material may be used on each cheek piece of the bridle providing the material does not exceed 3cm in diameter measured from the horses cheek (pure Show Jumping)
 - Fair Rider Spurs.

The following ARE NOT permitted:

- Side saddles
- Saddle covers and seat savers, except an unobtrusive saddle coloured gel pad seat saver, unless the rider has dispensation from BRC office
- Market Harborough
- Combination Martingales for Horse Trials, Combined Training Show Jumping and Arena Eventing
- Side, draw, check or running reins
- Blinkers or hoods which impede the horses vision
- Fine wire, twine or cord around the horse's mouth
- Full faced fly shields
- Tongue straps or tying down the horses tongue
- Substitutes for conventional shoes (except in warm up)
- Shields that cover the horses' eyes (i.e. glasses or sunglasses for horses) are not permitted at any time when mounted or exercising, including while lungeing.

You may not warm up in equipment not permitted in the actual competition. Where this list does not specify, please see the relevant disciplines guidelines.

TACK

The following ARE permitted:

- English type saddles
 - A noseband is compulsory
 - More than one noseband may be worn at a time
 - Only one martingale (Irish or running) running martingales **MUST** have rein stops
 - Tongue guards that are properly made and detached from the reins and bit
 - Hackamores and other bitless bridles
 - Micklem Bridles with permitted bits
 - A stallion disc **MUST** be displayed on each side of a stallions bridle at all times
 - Nose nets & Equilibrium Net Relief Riding Masks or similar that are discreet but must leave the mouth and bit visible
 - Ear covers and fly hoods are permitted for all competitions, and may also provide noise reduction. Ear covers/fly hoods must not cover the horse's eyes and should be discreet in colour and design
 - Fly Fringes
 - Nasal Strips
 - Bitguards provided that they are made of rubber and are smooth on both sides
 - Breastplate
 - Neckstraps at any level
 - Anti-fly impregnated browbands or fly repellent disc
 - Numnahs and saddle cloths - see G21.1
 - Boots and bandages
 - Sponsors logos on clothing (see discipline rules)
 - **Medical armbands, if worn, must be worn on the arm & filled out with up-to-date information**
 - Stopwatches are allowed at all levels of BRC Horse Trials but are not permitted in Arena Eventing or Combined Challenge.
- **Hoods**
- Fair Rider Spurs.

The following ARE NOT permitted:

- Side saddles and Racing saddles
- Saddle covers and seat savers, except an unobtrusive saddle coloured gel pad seat saver, unless the rider has dispensation from BRC office
- Market Harborough
- Side, draw, check or running reins
- Standing martingales and combination martingales
- Blinkers or hoods which impede the horses vision
- Fine wire, twine or cord around the horse's mouth
- Full faced fly shields
- Sheepskin cheek pieces or any other attachment that may affect the horse's vision
- Tongue strap
- Substitutes for conventional shoes, except in warm up
- Electronic devices or head cams
- Shields that cover the horses' eyes (i.e. glasses or sunglasses for horses) are not permitted at any time when mounted or exercising, including while ludging.

You may not warm up in equipment not permitted in the actual competition. Where this list does not specify, please see the relevant disciplines guidelines.

CR APPENDIX 6: SPEEDS AND DISTANCES

COMPETITION	DISTANCE XC	SPEED XC	SPEED SJ
SENIORS & JUNIORS			
Show Jumping 60cm and 70cm			300mpm
Show Jumping 80cm and above			325mpm
HT 70 XC	1600 to 2800m	420mpm	300mpm
HT80 XC	1600 to 2800m	435mpm	325mpm
HT90 XC	1600 to 2800m	450mpm	325mpm
HT 100 XC	1800 to 2800m	475mpm	325mpm

CR APPENDIX 7: SUMMARY OF CROSS-COUNTRY COURSE REQUIREMENTS

COMPETITION	JUMPING EFFORTS	MAXIMUM HEIGHT	HIGHEST POINT	MAXIMUM WIDTHS	
				AT BASE	SPREAD ONLY
HT 70	18 to 23	70cm	80cm	1.10m	90cm
HT 80	18 to 23	80cm	90cm	1.25m	1.00m
HT 90	18 to 25	90cm	1.00m	1.50m	1.20m
HT 100	18 to 25	1.00m	1.10m	1.80m	1.80m

CR APPENDIX 8A: SUMMARY OF SHOW JUMPING COURSE REQUIREMENTS

COMPETITIONS	No. OF FENCES 1st Round (b)		No. OF FENCES 2nd Round (First Part) (b)		No. OF FENCES 2nd Round (Jump-Off Part) (b)		DOUBLES		TREBLES		WATER JUMP		WATER TRAY		MAX HEIGHT	SPREAD	TRIPLEBAR
	AREA	CHAMP	AREA	CHAMP	AREA	CHAMP	AREA	CHAMP	AREA	CHAMP	AREA	CHAMP	AREA	CHAMP	A & C	A & C	A & C
60 Summer & Winter SJ	8	9	6	6	5	6	1	1	No	No	No	No	No	No	60cm (c)	65cm (c)	NO
70 Winter SJ	8	9	6	6	5	6	1-2	(a)	No	No	No	No	No	No	70cm (c)	75c (c)	90cm (c)
80 Winter SJ	8	9	6	6	5	6	1-2	(a)	No	No	No	No	No	No	80cm (c)	85cm (c)	1.00m (c)
90 Winter SJ	8	10	6	6	5	6	1-2	(a)	No	(a)	No	No	Yes	Yes	90cm (c)	95cm (c)	1.15m (c)
100 Winter SJ	8	10	6	6	5	6	1-2	(a)	No	(a)	No	No	Yes	Yes	1.00m (c)	1.05m (c)	1.30m (c)
70 Summer SJ	8	9	6	6	5	5	1-2	(a)	No	No	No	No	No	No	70cm (c)	75c (c)	90cm (c)
80 Summer SJ	9	10	7	7	6	6	1-2	(a)	No	(a)	No	No	No	No	80cm (c)	85cm (c)	1.00m (c)
90 Summer SJ	9	10	7	7	6	6	2	(a)	No	(a)	No	Yes	Yes	Yes	90cm (c)	95cm (c)	1.15m (c)
100 Summer SJ	9	10	7	7	6	6	2	(a)	No	(a)	No	Yes	Yes	Yes	1.00m (c)	1.05m (c)	1.30m (c)
105 Summer SJ	9	10	7	7	6	6	2	(a)	No	(a)	No	Yes	Yes	Yes	1.05m (c)	1.10m (c)	1.35m (c)

(a) Either 2 doubles or 1 double and 1 treble. (b) Minimum number of fences required - maximum number will be at the discretion of course builder. (c) Maximum in 1st round will be raised by 5cm per round (including jump-off section at qualifiers at judge/course builders discretion).

CR APPENDIX 8B: SUMMARY OF ARENA EVENTING COURSE REQUIREMENTS

COMPETITIONS	No. OF FENCES (b)		DOUBLES		TREBLES		WATER JUMP		WATER TRAY		MAX HEIGHT	SPREAD	TRIPLEBAR
	AREA	CHAMP	AREA	CHAMP	AREA	CHAMP	AREA	CHAMP	AREA	CHAMP			
CT 60	9 (b)	9	1	1	No	No	No	No	No	No	60cm	A & C	No
HT 70 and CT 70	9 (b)	9	1-2	(a)	No	No	No	No	No	No	70cm	A & C	No
HT 80 and CT 80	9 (b)	9	1-2	(a)	No	No	No	No	No	No	80cm	80cm	90cm
HT 90 and CT 90	9 (b)	9	1-2	(a)	No	No	No	No	No	No	90cm	1.00m	1.20m
HT 100	9 (b)	9	1-2	(a)	No	(a)	No	No	No	No	1.00m	1.15m	1.30m

(a) Either 2 doubles or 1 double and 1 treble (b) Minimum number of fences required – maximum number will be at the discretion of course builder

Class	MINIMUM JUMPING EFFORTS* (S) includes joker fence)(b)		MAXIMUM HEIGHT (excludes joker fence)	Speed mpm	MAXIMUM WIDTHS		
	SJ 6 (a)	XC 6			SPREAD HIGHEST POINT	SPREAD AT BASE	SPREAD ONLY
Arena Eventing 70	SJ 6 (a)	XC 6	70cm	340	N/A	N/A	75cm
					80cm	1.00m	90cm
Arena Eventing 80	SJ 6 (a)	XC 6	80cm	350	N/A	N/A	85cm
					90cm	1.25m	1.00m
Arena Eventing 90	SJ 6 (a)	XC 6	90cm	360	N/A	N/A	95cm
					1.00m	1.50m	1.20m
Arena Eventing 100	SJ 6 (a)	XC 6	1.00m	375	N/A	N/A	1.05m
					1.10m	1.80m	1.80m

(a) SJ course where possible should contain a double

(b) Minimum number of fences required - maximum will be at the discretion of the course builder

CR APPENDIX 8C: SUMMARY OF COMBINED CHALLENGE SPEEDS

CLASS	MINIMUM JUMPING EFFORTS	MINIMUM TOTAL EFFORTS	MAXIMUM HEIGHT	SJ Speed mpm	XC Speed mpm (small arenas)	XC Speed mpm (large arenas)	XC Speed mpm (Champ Speed)	MAXIMUM WIDTHS		
								SPREAD HIGHEST POINT	SPREAD AT BASE	SPREAD ONLY
70cm	SJ 6 (a)	12	70cm	340	340	375	375	N/A	N/A	75cm
	XC 6							80cm	1.00m	90cm
80cm	SJ 6 (a)	12	80cm	340	350	375	435	N/A	N/A	85cm
	XC 6							90cm	1.25m	1.00m
90cm	SJ 6 (a)	12	90cm	340	360	375	450	N/A	N/A	95cm
	XC 6							1.00m	1.50m	1.20m
100cm	SJ 6 (a)	12	1.00m	340	375	375	475	N/A	N/A	1.05m
	XC 6							1.10m	1.80m	1.80m

* Championship speeds may be used at qualifiers with sufficient space to do so.

(a) SJ course where possible should contain 1 double

CR APPENDIX 9: MAXIMUM NUMBER OF COMPETITORS IN AN ARENA

Dressage Test	Max No	Arena Size	Interval
BD Intro 1	32	20 x 40	6
BD Intro 2	32	20 x 40	5
BD Intro 3	32	20 x 40	6
BD Intro 4	32	20 x 40	5 & 6
BD Prelim 1	32	20 x 40	8 & 7
BD Prelim 2	32	20 x 40	6 & 7
BD Prelim 3	32	20 x 40	6 & 7
BD Prelim 5	32	20 x 60	7
BD Novice 1	32	20 x 40	6 & 7
BD Novice 2	32	20 x 40	7
BD Novice 3	32	20 x 40	7
BD Novice 4	32	20 x 60	6 & 7
BD Elementary 1	32	20 x 40	7
BD Elementary 4	32	20 x 60	7 & 8
BD Medium 1	32	20 x 40	7 & 8
BD Medium 4	32	20 x 60	8
BD Advanced Medium 1	32	20 x 40	7
BD Advanced Medium 4	32	20 x 60	7 & 8
BRC Prelim 1	32	20 x 40	6 & 7
BRC Prelim 2	32	20 x 40	6 & 7
BRC Prelim 4	32	20 x 60	6 & 7
BRC Intro Pairs	32	20 x 40	6 & 7
BRC Pairs 5 Dressage	32	20 x 40	6 & 7
BE90 Dressage 91	32	20 x 40	6 & 7
BE90 Dressage 92	32	20 x 40	6 & 7
BE90 Dressage 95	32	20 x 40	6 & 7
BE100 Dressage 101	32	20 x 40	6 & 7
BD Prelim Freestyle to Music	30	20 x 60*	7
BD Novice Freestyle to Music	30	20 x 60*	7
BD Elementary Freestyle to Music	30	20 x 60*	7
BD Medium Freestyle to Music	30	20 x 60*	7
BD Adv. Medium Freestyle to Music	30	20 x 60*	7
BRC Novice Pairs Freestyle to Music	30	20 x 60*	6 & 7

The maximum number of riders per arena should be adhered to at all area qualifiers and championships unless dispensation is granted. The numbers to qualify (relating to highest placed individual per arena) will be based on number of pre-entries being split into the correct number of arenas. *At Dressage to Music Qualifiers the tests may be ridden in 20 x 40 arenas at the organiser's discretion.

CR APPENDIX 10A: SUMMARY OF AWARDS AND MINIMUM NUMBERS TO QUALIFY – SENIORS

COMPETITION	NO. TO QUALIFY		AWARDS			
			TEAM		INDIVIDUAL	
	TEAM	IND	AREA	CHAM	AREA	CHAM
Intro Dressage	1 to 10: 1 11 or more: 2	highest placed rider in each arena not part of the qualifying team	1 to 6	1 to 10	1 to 6 per arena	1 to 10 per arena
All Pairs Classes (Including DTM)	1 to 6: 1 7 or more: 2	N/A	1 to 6	1 to 10	N/A	N/A
Novice Winter Dressage	1 to 15: 1 16 to 25: 2 26 or more: 3	Highest placed rider in each arena not part of the qualifying team	1 to 6	1 to 10	1 to 6 per arena	1 to 10 per arena (a)
Intermediate Winter Dressage	1 to 15: 1 16 to 25: 2 26 or more: 3	Highest placed rider in each arena not part of the qualifying team	1 to 6	1 to 10	1 to 6 per arena	1 to 10 per arena (a)
Prelim Dressage & Open Dressage (National Champs)	1 to 10: 1 11 or more: 2	Highest placed rider in each arena not part of the qualifying team	1 to 6	1 to 10	1 to 6 per arena	1 to 10 per arena
Pick a Test Dressage (including DTM)	N/A	1 to 5: 1, 6 to 10: 2 and so on per test	N/A	N/A	1 to 6 overall	1 to 10 per section
DTM Prelim & Novice	N/A	1 to 8: 1, 9 to 16: 2 and so on	N/A	N/A	1 to 6	1 to 10
DTM Elementary	N/A	1 to 7: 1, 8 to 14: 2 and so on	N/A	N/A	1 to 6	1 to 10
60 SJ	1 - 5: 1 6 or more: 2	Highest placed rider not part of the qualifying team	1 to 6	1 to 10	1 to 6	1 to 10
70 SJ	1 to 5: 1 5 or more: 2	Highest placed rider not part of the qualifying team	1 to 6	1 to 10	1 to 6	1 to 10
80 SJ	1 to 6: 1 7 or more: 2	Highest placed rider not part of the qualifying team	1 to 6	1 to 10	1 to 6	1 to 10
90 SJ	1 - 4: 1 5 or more: 2	Highest placed rider not part of the qualifying team	1 to 6	1 to 10	1 to 6	1 to 10
100 SJ	1 - 4: 1 5 or more: 2	Highest placed rider not part of the qualifying team	1 to 6	1 to 10	1 to 6	1 to 10
105 SJ (Summer Only)	1 - 4: 1 5 or more: 2	2 highest placed riders in each arena not part of the qualifying team	1 to 6	1 to 10	1 to 6	1 to 10
Combined Training	1 to 8: 1 9 or more: 2	Highest placed rider in each arena not part of the qualifying team	1 to 6	1 to 10	1 to 6 per arena	1 to 10 per arena
Arena Eventing 70 & 90	1 to 8: 1 9 or more: 2	Highest placed rider not part of the qualifying team	1 to 6	1 to 10	1 to 6	1 to 10 (b)
Arena Eventing 80	1 to 10: 1 11 or more: 2	Highest placed rider not part of the qualifying team	1 to 6	1 to 10	1 to 6	1 to 10
Combined Challenge 70 & 80	1 to 8: 1 9 or more: 2	Highest placed rider not part of the qualifying team	1 to 6	1 to 10	1 to 6	1 to 10 (b)
Combined Challenge 90	1 to 8: 1 9 or more: 2	Highest placed rider not part of the qualifying team	1 to 6	1 to 10	1 to 6	1 to 10 (b)
HT 70 and HT 80	1 to 9: 1 10 or more: 2	Highest placed rider in each arena not part of the qualifying team	1 to 6	1 to 10	1 to 6 per arena	1 to 10 (b)
HT 90	1 to 6: 1 7 or more: 2	Highest placed rider in each arena not part of the qualifying team	1 to 6	1 to 10	1 to 6 per arena	1 to 10 (b)
HT 100 Combined Challenge, Arena Eventing	1 to 4: 1 5 or more: 2	Highest placed rider in each arena not part of the qualifying team	1 to 6	1 to 10	1 to 6 per arena	1 to 10 per arena

For the purposes of qualification the above only applies to teams/individuals that completed the competition.

(a): Plus best overall score calculated mathematically by the Chief Scorer (b): Additional prize at Championships for best team with all four scores counting (c): The novice DTM will be split, 1 for ponies/horses with no dressage points, the other for ponies/horses with BD points. Please Note: These summaries are intended as a guide. The number of individuals invited to the Championships will depend on the number of arenas that should have been used according to Appendix 9. Wildcards may be offered if space permits.

CR APPENDIX 10B: SUMMARY OF AWARDS AND MINIMUM NUMBERS TO QUALIFY – JUNIORS

COMPETITION	NO. TO QUALIFY		AWARDS			
			TEAM		INDIVIDUAL	
	TEAM	IND	AREA	CHAM	AREA	CHAM
Intro Dressage	1 to 3: 1 4 or more: 2	Highest placed rider in each arena not part of the qualifying team	1 to 6	1 to 10	1 to 6 per test	1 to 10 per arena
Novice Winter Dressage	1 to 3: 1 4 or more: 2	Highest placed rider in each arena not part of the qualifying team	1 to 6	1 to 10	1 to 6 per test	1 to 10 per arena (a)
Intermediate Winter Dressage	Mixed Class - See Senior Numbers to qualify Appendix 10A					
Pick a Test Dressage (Including DTM)	Mixed Class - See Senior Numbers to qualify Appendix 10A					
Junior Prelim Dressage (National Champs)	1 to 3: 1 4 or more: 2	Highest placed rider in each arena not part of the qualifying team	1 to 6	1 to 10	1 to 6 per test	1 to 10 per arena
Pairs Dressage	Mixed Class - See Senior Numbers to qualify Appendix 10A					
DTM Prelim & Novice	N/A	1 to 4: 1 5 to 10: 2 and so on	N/A	N/A	1 to 6	1 to 10
DTM Elementary	Mixed Class - See Senior Numbers to qualify Appendix 10A					
DTM Pairs (mixed)	Mixed Class - See Senior Numbers to qualify Appendix 10A					
60, 70, 80 and 90 SJ	1 to 3: 1 4 or more: 2	Highest placed rider not part of the qualifying team	1 to 6	1 to 10	1 to 6	1 to 10
100 and 105	Mixed Class - See Senior Numbers to qualify Appendix 10A					
Arena Eventing & Combined Challenge 80, 70	1 to 3: 1 4 or more: 2	Highest placed rider not part of the qualifying team	1 to 6	1 to 10	1 to 6	1 to 10 (b)
Arena Eventing, Combined Challenge & HT 90 & 100	Mixed Class - See Senior Numbers to qualify Appendix 10A					
Combined Training	1 to 3: 1 4 or more: 2	Highest placed rider in each arena not part of the qualifying team	1 to 6	1 to 10	1 to 6 per arena	1 to 10 per arena
HT	Mixed Class - See Senior Numbers to qualify Appendix 10A					

For the purposes of qualification the above only applies to teams/individuals that completed the competition.

Wild cards may be offered if space permits.

Examples of evaluating overall individual awards

1. Calculate the average percentage score for each arena (for horse trials and combined training only use the dressage penalties) after discarding the highest and lowest score from each arena.
2. Decide which is the best scoring arena (highest average percentage for dressage or riding test, lowest average penalties for horse trials and combined training)
3. Assess the difference between the average of each arena and the average of the best arena
4. Add (or subtract for horse trials and combined training) the difference to/from the score of each competitor in each other arena
5. Now assess the best overall mark

Dressage Example

Arena 1	Average 49%
Arena 2	Average 45%
Arena 3	Average 47%
Arena 4	Average 50%

So, the best marked Arena is Arena 4 at 50%, therefore, we would need to add 1 to Arena 1 competitors scores, 5 to Arena 2 scores and 3 to Arena 3 scores.

Horse Trials / Combined Training Example

Arena 1	Average 35 penalties
Arena 2	Average 32 penalties
Arena 3	Average 37 penalties
Arena 4	Average 33 penalties

So, the best marked Arena is Arena 2 at 32 penalties, therefore, we would need to deduct 3 from the Arena 1 competitors scores, 5 from Arena 3 scores and 1 from Arena 4 scores.

If as a result of these calculations a rider's dressage % is more than 100 or their horse trial penalties is less than 0, the calculation needs to be reversed to take the percentages down or penalties up.

CR APPENDIX 11B: EVALUATING TEAM PENALTIES

For competitions where a team's score is decided by the positions of its team members in their respective arenas.

Once the placings for an arena have been calculated, the team penalties for all team riders in that arena can be worked out.

This is done as follows:-

The individual positions of each team rider in the arena, discounting non team members, are converted to penalties as follows: 1st = 1 penalty; 2nd = 2 penalties, 3rd = 3 penalties and so on.

Example

Rider Number	Position in Arena	Team Penalties
123	1st	Non Team Member
134	2nd	1
156	3rd	2
132	4th	3
140	5th	Non Team Member
170	6th	4
168	7th	5
157	8th	Non Team Member
180	=9th	6
181	=9th	6
182	11th	8

AREA 1: SOUTHERN SCOTLAND

ARGYLL RIDING CLUB
 ARRAN RIDING CLUB AYR RIDING CLUB
 AYR RIDING CLUB
 BARRHEAD RIDING CLUB
 DUNEDIN COMBINED TRAINING GROUP
 EDINBURGH & DISTRICT RIDING CLUB
 ETTRICK FOREST RIDERS ASSOCIATION
 GALLOWAY & SOUTH WEST SCOTLAND
 RIDING CLUB
 GARELOCH RIDING CLUB
 GIRVAN & DISTRICT RIDING CLUB
 GLENBRAE RIDING CLUB
 KILMACOLM & KILALLAN RIDING CLUB
 LANARK RIDING CLUB
 LOTHIAN'S RIDING CLUB
 MACHARS RIDING CLUB
 NORTH AYRSHIRE RIDING & TREC CLUB
 OBAN & DISTRICT RIDING CLUB
 PEEBLES & DISTRICT RIDING CLUB
 POLNOON CASTLE RIDERS ASSOCIATION
 RENFREWSHIRE RIDING CLUB
 SCOTTISH DRESSAGE GROUP
 SCOTTISH POLICE RECREATION ASSOCIATION
 SOUTH LAMMERMUIR RIDING CLUB
 STRANRAER & DISTRICT RIDING CLUB
 STRATHENDRICK RIDING CLUB

AREA 2: NORTH EAST

BARNARD CASTLE & TEESDALE RIDING CLUB
 BAY RIDING CLUB
 BISHOPS RIDING CLUB
 BORDER RIDING CLUB
 CORBRIDGE & DISTRICT RIDING CLUB
 DARLINGTON & DISTRICT RIDING CLUB
 DURHAM & DISTRICT RIDING CLUB
 FIELD HOUSE RIDING CLUB
 HAMSTERLEY RIDING ASSOCIATION
 HOLMSIDE HALL RIDING CLUB
 NEWCASTLERIDING CLUB
 SOUTH DURHAM SADDLE CLUB
 SUNNYSIDE RIDING CLUB
 THREE VALLEYS RIDING CLUB
 TYNE AND WEAR RIDING CLUB
 WHITBY & DISTRICT RIDING CLUB LTD
 YARM & DISTRICT SADDLE CLUB
 YORKSHIRE COAST RIDING CLUB

AREA 3: NORTH WEST

CHAPEL & DISTRICT RIDING CLUB
 CUMBRIA RIDING CLUB
 EAST CHESHIRE COMBINED TRAINING GROUP
 ELLEN VALLEY RIDING CLUB
 HIGH PEAK RIDING CLUB
 JOHN PEEL RIDING CLUB
 LAKES RIDING CLUB
 LONGTON RIDING CLUB
 MACCLESFIELD & DISTRICT RIDING CLUB
 NORTHERN DRESSAGE GROUP
 OLDHAM & DISTRICT RIDING CLUB
 POLE MOOR RIDING CLUB
 ROCHDALE & DISTRICT RIDING CLUB
 RURAL FYLDE RIDING CLUB

SILSDEN RIDING CLUB
 WILMSLOW RIDING CLUB

AREA 4: YORKSHIRE AND HUMBERSIDE

ACKWORTH & DISTRICT RIDING CLUB
 ASKHAM BRYAN RIDING CLUB
 BRIMHAM RIDING CLUB
 CALDERDALE SADDLE CLUB
 EAST YORKSHIRE RIDING CLUB
 EBOR VALE RIDING CLUB
 HAREWOOD COMBINED TRAINING GROUP
 HOLME VALLEY RIDING CLUB
 MALTON & DISTRICT RIDING CLUB
 NIDD VALLEY RIDING CLUB
 NORTH RYEDALE RIDING CLUB
 NORTHALLERTON RIDING CLUB
 PENISTONE & DISTRICT RIDING CLUB
 SCARBOROUGH & DISTRICT RIDING CLUB
 SELBY & DISTRICT RIDING CLUB
 WEST YORKSHIRE HORSEPLAY
 WHITE ROSE RIDING CLUB
 YORK & DISTRICT RIDING CLUB

AREA 5: WEST MIDLANDS

ALVECHURCH RIDING CLUB
 ATHERSTONE & DISTRICT RIDING CLUB
 BUCKINGHAM RIDING CLUB
 BURBAGE RIDING CLUB
 CHERWELL VALLEY RIDING CLUB
 CROWN RIDING CLUB
 EAST SHROPSHIRE RIDING CLUB
 ETTINGTON PARK & KINETON RIDING CLUB
 KINGSWOOD RIDING CLUB
 MISTERTON & DISTRICT RIDING CLUB
 MORETON MORRELL RIDING CLUB
 RUGBY RIDING CLUB
 SOLIHULL RIDING CLUB
 STONELEIGH RIDING CLUB
 STRATFORD UPON AVON RIDING CLUB

AREA 6: BUCKS & BERKS

BERKSHIRE COUNTY RIDING CLUB
 BICESTER & OXFORD RIDING CLUB
 BREAKSPEAR RIDING CLUB
 CHALFONT HEIGHTS RIDING CLUB
 CHILTERN RIDING CLUB
 HARROW & DISTRICT RIDING CLUB
 HIGH WYCOMBE RIDING CLUB
 MORTIMER RIDING CLUB
 NAPHILL RIDING CLUB
 NORTHWOOD RIDING CLUB
 OLD BERKELEY RIDING CLUB
 SOUTH OXFORDSHIRE RIDING CLUB
 TADLEY & DISTRICT RIDING CLUB
 THAMES VALLEY RIDING CLUB
 WELLINGTON RIDING CLUB
 WOKINGHAM & BEARWOOD RIDING CLUB

AREA 7: HERTS, CAMBS, BEDS & NORTHANTS

ASPLEY GUISE & DISTRICT RIDING CLUB
 BOZEAT RIDING CLUB
 CAMBRIDGE & DISTRICT RIDING CLUB
 HUNTINGDON RIDING CLUB

KEYSOE RIDING CLUB
MILTON KEYNES RIDING CLUB
OVER & DISTRICT RIDING CLUB
SHILLINGTON RIDING CLUB
STEVENAGE & DISTRICT RIDING CLUB
WITTERING ACADEMY RIDING CLUB

AREA 8: ESSEX

BILLERICAY & DISTRICT RIDING CLUB
ESSENDON & EPPING FOREST DRESSAGE GROUP
FLITCH WAY & HEMPS GREEN RIDING CLUB
INGATESTONE & BLACKMORE RIDING CLUB
NORTH MYMMS RIDING CLUB
SAFFRON WALDEN & DISTRICT RIDING CLUB
TENDRING HUNDRED RIDING CLUB

AREA 9: GLOUCESTER, AVON & WILTS

BATH RIDING CLUB
BERKELEY & DISTRICT RIDING CLUB
COTSWOLD EDGE RIDING CLUB
FRAMPTON FAMILY RIDING CLUB
KENNET VALE RIDING CLUB
KINGS LEAZE RIDING CLUB
SAXON DRESSAGE GROUP
SEVERN VALE RIDING CLUB
SWINDON & DISTRICT RIDING CLUB
VALE OF THE WHITE HORSE RIDING CLUB
VETERAN HORSE, PONY & RIDER CLUB
WESSEX GOLD RIDING CLUB

AREA 10: KENT & EAST SUSSEX

APPLEDORE & DISTRICT RIDING ASSOCIATION
BATTLE & DISTRICT RIDING CLUB
CHELSHAM AND BROMLEY RIDING CLUB
CHISLEHURST & RUSHMORE RIDING CLUB
DARTFORD & DISTRICT RIDING CLUB
FAVERSHAM RIDING CLUB
FAWKHAM & DISTRICT RIDING CLUB
HAILSHAM EQUESTRIAN CLUB
HEATHFIELD RIDING CLUB
INVICTA RIDING CLUB
MAIDSTONE & DISTRICT RIDING CLUB
ROTHER VALLEY RIDING CLUB
SEVENOAKS RIDING CLUB
WARLINGHAM & DISTRICT HORSE CLUB

AREA 11: SURREY

ABINGER FOREST RIDING CLUB
BOOKHAM RIDING CLUB
CHIPSTEAD RIDING CLUB
CHOBHAM & DISTRICT RIDING CLUB
ELSTEAD RIDING CLUB
EWSHOT RIDING CLUB
NEWLANDS CORNER RIDING CLUB
TILFORD & RUSHMOOR RIDING CLUB
WEST SURREY RIDING CLUB
WEY VALLEY RIDING CLUB

AREA 12: SOUTH WEST

BLACKDOWN HILLS RIDING CLUB
BLACKDOWN MENDIP RIDING CLUB
BRENT KNOLL RIDING CLUB
EAST MENDIP RIDING CLUB
EQUESTRIAN TRAINING SOUTH WEST
EXETER & DISTRICT RIDING CLUB

KENTISBEARE RIDING CLUB
LAMBERTS CASTLE RIDING CLUB
MID SOMERSET RIDING CLUB
NORTH DEVON RIDING CLUB
QUANTOCK RIDING CLUB
SHIPTON RIDING CLUB
SID & OTTER VALLEY RIDING CLUB
SOUTH MOLTON & DISTRICT RIDING CLUB
SWDG RIDING CLUB
TAUNTON & DISTRICT RIDING CLUB
WEST SOMERSET RIDING CLUB
WITHERIDGE & DISTRICT RIDING CLUB

AREA 13: WEST SUSSEX

ARDINGLY RIDING CLUB
HORSHAM & DISTRICT RIDING CLUB
MID SUSSEX RIDING CLUB
ROGATE & DISTRICT RIDING CLUB
RUDGWICK & DISTRICT RIDING CLUB
THREE COUNTIES RIDING CLUB
WEST END RIDING CLUB
WEST SUSSEX RIDING CLUB

AREA 14: EASTERN COUNTIES

ADVENTURE RIDING CLUB
BECCLLES & BUNGAY RIDING CLUB
CARLETON RIDING CLUB
CAROUSEL RIDING CLUB
COLNE VALLEY RIDING CLUB
FINN VALLEY RIDING CLUB
GIPPING RIDING SOCIETY
HALESWORTH & DISTRICT RIDING CLUB
HIGH FEN RIDING CLUB
SUFFOLK RIDING CLUB
THURSTON & DISTRICT
WATTISFIELD & DISTRICT RIDING CLUB
WORLINGTON RIDING CLUB

AREA 15: MID & SOUTH WALES

CARDIFF & VALE RIDING CLUB
GOLDEN VALLEY RIDING CLUB
HEREFORD & DISTRICT RIDING CLUB
LLANTWIT MAJOR & DISTRICT RIDING CLUB
MARDEN RIDING CLUB
Mynydd RIDING CLUB
RHYDDID RIDING CLUB
RIDERS 2000 RIDING CLUB (CARDIFF)
RUDRY VILLAGE RIDING CLUB
SOUTHERNDOWN RIDING CLUB
TORFAEN RIDING CLUB
VALE OF ARROW RIDING CLUB
VALE OF USK RIDING CLUB
WYE VALLEY RIDING CLUB
Y FENNI & DISTRICT RIDING CLUB

AREA 16: EAST MIDLANDS

EAST MIDLANDS DRESSAGE GROUP
HOWDEN & DISTRICT RIDING CLUB
NORTH LINC'S RIDING CLUB
REARSBY LODGE RIDING CLUB
RUTLAND RIDING CLUB
SOUTH HUMBER RIDING CLUB
SOUTH LINCOLNSHIRE RIDING CLUB
TICKHILL RIDING CLUB
WELTON & DISTRICT RIDING CLUB

AREA 17: HAMPSHIRE, ISLE OF WIGHT & DORSET

BOURNE VALLEY RIDING CLUB
 CHILWORTH RIDING CLUB
 EAST DORSET RIDING CLUB
 GORLEY VALE RIDING CLUB
 GUERNSEY RIDING & HUNT CLUB
 HAMPSHIRE RURAL RIDING CLUB
 ISLE OF WIGHT RIDING CLUB
 JERSEY RIDING CLUB
 MEON RIDING CLUB
 NEW FOREST PONY ENTHUSIASTS RIDING CLUB
 NEW FOREST RIDING CLUB
 PURBECK & DISTRICT RIDING CLUB
 SHILLINGSTONE & DISTRICT RIDING CLUB
 SOLENT RIDING CLUB
 SOUTH WILTSHIRE RIDING CLUB
 VECTIS EQUESTRIAN CLUB
 WESSEX RIDING CLUB
 WEYMOUTH & DISTRICT RIDING CLUB

AREA 18: OXON, GLOS, HEREFORD & WORCS

BEWDLEY BRIDLE CLUB
 BROMSGROVE & DISTRICT RIDING CLUB
 BROMYARD & DISTRICT RIDING CLUB
 CHELTENHAM & DISTRICT RIDING CLUB
 CROPTHORNE & EVESHAM VALE RIDING CLUB
 EVENLODE RIDING CLUB
 IDG RIDING CLUB
 LUDLOW & DISTRICT RIDING CLUB
 MALVERN HILLS RIDING CLUB
 SHROPSHIRE SOUTH RIDING CLUB
 WEST OXFORDSHIRE RIDING CLUB
 WORCESTER & DISTRICT RIDING CLUB
 WYVERN RIDING CLUB

AREA 19: DEVON & CORNWALL

BERE HORSEWATCH RIDING CLUB
 BIDEFORD & DISTRICT RIDING CLUB
 CAMEL VALLEY RIDING CLUB
 CORNWALL TREC GROUP
 DITTISCOMBE EQUESTRIAN CENTRE
 EAST CORNWALL RIDING CLUB
 HOLSWORTHY & DISTRICT RIDING CLUB
 LYD VALLEY RIDING CLUB
 NEWQUAY RIDING CLUB
 SOUTH BRENT RIDING CLUB
 SOUTH DEVON RIDING CLUB
 ST AUSTELL BAY EQUESTRIAN CLUB
 THREEWATERS RIDING CLUB
 WEST DEVON RIDING CLUB

AREA 20: N & M WALES, STAFFS, MID CHESHIRE

CAERNARFONSHIRE RIDING CLUB
 CHESHIRE RIDING CLUB
 CLWB MARCHOGAETH MON RIDING CLUB
 DELAMERE FOREST RIDING CLUB
 DOLFOR RIDING CLUB
 EAST CLWYD RIDING CLUB
 FLINT & DENBIGH RIDING CLUB
 HAFREN RIDING CLUB
 KENNAE RIDING CLUB
 MAELOR RIDING CLUB

NANTWICH RIDING CLUB
 SHREWSBURY & DISTRICT RIDING CLUB
 SOUTH CHESHIRE RIDING CLUB
 SOUTH STAFFS RIDING CLUB
 VYRNWY VALLEY RIDING CLUB
 WEAVER EQUESTRIAN RIDING CLUB

AREA 21: WEST WALES

BRECHFA FOREST RIDING CLUB
 CLYDACH RIDING CLUB
 CWM DERWEN RIDING CLUB
 CWMAMAN RIDING CLUB
 DYFFRYN PAITH RIDING GROUP
 GOWER RIDING CLUB
 WALES TIVYSIDE RIDING CLUB
 VALE OF AERON RIDING CLUB
 WEST WALES RIDING CLUB

AREA 22: NORTHERN SCOTLAND

BUCHAN RIDING CLUB
 CAITHNESS RIDING CLUB
 CALEDONIAN RIDING CLUB
 DEESIDE & DISTRICT RIDING CLUB
 FIFE RIDING CLUB
 FINDON & DISTRICT RIDING CLUB
 LADYLEYS RIDING CLUB
 LEWIS & HARRIS RIDING CLUB
 MORAY RIDING CLUB
 NORTH EAST FIFE RIDING CLUB
 ORKNEY RIDING CLUB
 STONEHAVEN & AREA RIDING CLUB
 STRATHEARN RIDING CLUB
 STRATHMORE & DISTRICT RIDING CLUB
 SUTHERLAND RIDING CLUB
 SWANLEY RIDING CLUB
 TAYSIDE DRESSAGE GROUP

AREA 23: NORTHERN IRELAND

ARMAGH RIDING CLUB
 BALLYCORR RIDING CLUB
 CAUSEWAY & GLENS RIDING CLUB
 CRAIGANTLET RIDING CLUB
 DOWNSHIRE RIDING CLUB
 ERNE LAKELAND RIDING CLUB
 GILFORD & DISTRICT RIDING CLUB
 GRANSHA RIDING CLUB
 KILKEEL & DISTRICT RIDING CLUB
 LECALE RIDING CLUB
 MOORLOUGH RIDING CLUB
 MOSSVALE RIDING CLUB
 MOY RIDING CLUB
 NORTH ANTRIM RIDING CLUB
 NORTH COAST RIDING CLUB
 NORTHERN LIGHTS NI RIDING CLUB
 PORTMORE RIDING CLUB
 REDHALL RIDING CLUB
 SIX MILE WATER RIDING CLUB
 STRULE VALLEY RIDING CLUB

OVERSEAS

ASSOCIATION OF IRISH RIDING CLUBS LTD
 FRENCH CREEK DRESSAGE ASSOCIATION
 WILLOWMAY FARM INCORPORATION

CR APPENDIX 13A: FLU VACCINATION CHECK TABLE – PRE JANUARY 2024

Job 1		2nd Injection due		Booster due		Job 1		2nd Injection due		Booster due	
Actual 2nd Job	21 DAYS	92 DAYS	150 DAYS	215 DAYS	Actual 2nd Job	21 DAYS	92 DAYS	150 DAYS	215 DAYS		
01-Jan	22-Jan	03-Apr	31-May	04-Aug	01-Jul	22-Jul	01-Oct	28-Nov	01-Feb		
08-Jan	29-Jan	10-Apr	07-Jun	11-Aug	08-Jul	29-Jul	08-Oct	05-Dec	08-Feb		
15-Jan	05-Feb	17-Apr	14-Jun	18-Aug	15-Jul	05-Aug	15-Oct	12-Dec	15-Feb		
22-Jan	12-Feb	24-Apr	21-Jun	25-Aug	22-Jul	12-Aug	22-Oct	19-Dec	22-Feb		
31-Jan	21-Feb	03-May	30-Jun	03-Sep	31-Jul	21-Aug	31-Oct	28-Dec	03-Mar		
01-Feb	22-Feb	04-May	01-Jul	04-Sep	01-Aug	22-Aug	01-Nov	29-Dec	04-Mar		
08-Feb	01-Mar	11-May	08-Jul	11-Sep	08-Aug	29-Aug	08-Nov	05-Jan	11-Mar		
15-Feb	08-Mar	18-May	15-Jul	18-Sep	15-Aug	05-Sep	15-Nov	12-Jan	18-Mar		
22-Feb	15-Mar	25-May	22-Jul	25-Sep	22-Aug	12-Sep	22-Nov	19-Jan	25-Mar		
28-Feb	21-Mar	31-May	28-Jul	01-Oct	31-Aug	21-Sep	01-Dec	28-Jan	03-Apr		
01-Mar	22-Mar	01-Jun	29-Jul	02-Oct	01-Sep	22-Sep	02-Dec	29-Jan	04-Apr		
08-Mar	29-Mar	08-Jun	05-Aug	09-Oct	08-Sep	29-Sep	09-Dec	05-Feb	11-Apr		
15-Mar	05-Apr	15-Jun	12-Aug	16-Oct	15-Sep	06-Oct	16-Dec	12-Feb	18-Apr		
22-Mar	12-Apr	22-Jun	19-Aug	23-Oct	22-Sep	13-Oct	23-Dec	19-Feb	25-Apr		
31-Mar	21-Apr	01-Jul	28-Aug	01-Nov	30-Sep	21-Oct	31-Dec	27-Feb	03-May		
01-Apr	22-Apr	02-Jul	29-Aug	02-Nov	01-Oct	22-Oct	01-Jan	28-Feb	04-May		
08-Apr	29-Apr	09-Jul	05-Sep	09-Nov	08-Oct	29-Oct	08-Jan	07-Mar	11-May		
15-Apr	06-May	16-Jul	12-Sep	16-Nov	15-Oct	05-Nov	15-Jan	14-Mar	18-May		
22-Apr	13-May	23-Jul	19-Sep	23-Nov	22-Oct	12-Nov	22-Jan	21-Mar	25-May		
30-Apr	21-May	31-Jul	27-Sep	01-Dec	31-Oct	21-Nov	31-Jan	30-Mar	03-Jun		
01-May	22-May	01-Aug	28-Sep	02-Dec	01-Nov	22-Nov	01-Feb	31-Mar	04-Jun		
08-May	29-May	08-Aug	05-Oct	09-Dec	08-Nov	29-Nov	08-Feb	07-Apr	11-Jun		
15-May	05-Jun	15-Aug	12-Oct	16-Dec	15-Nov	06-Dec	15-Feb	14-Apr	18-Jun		
22-May	12-Jun	22-Aug	19-Oct	23-Dec	22-Nov	13-Dec	22-Feb	21-Apr	25-Jun		
31-May	21-Jun	31-Aug	28-Oct	01-Jan	30-Nov	21-Dec	02-Mar	29-Apr	03-Jul		
01-Jun	22-Jun	01-Sep	29-Oct	02-Jan	01-Dec	22-Dec	03-Mar	30-Apr	04-Jul		
08-Jun	29-Jun	08-Sep	05-Nov	09-Jan	08-Dec	29-Dec	10-Mar	07-May	11-Jul		
15-Jun	06-Jul	15-Sep	12-Nov	16-Jan	15-Dec	05-Jan	17-Mar	14-May	18-Jul		
22-Jun	13-Jul	22-Sep	19-Nov	23-Jan	22-Dec	12-Jan	24-Mar	21-May	25-Jul		
30-Jun	21-Jul	30-Sep	27-Nov	31-Jan	31-Dec	21-Jan	02-Apr	30-May	03-Aug		

See G7 for full flu vaccination rules.

Example above: If the first date in your horse's programme is 1 January, then your second injection must fall within the following dates in the next two columns (shown in light grey). Let's say the second job was on 22 Jan, which is fine, you must then find that date in the first column again in order to find out when it is permitted to administer the first booster (third injection). In this case it must be given between the two dates shown in dark grey. (If the date of your horse's first job was on 3 Jan, then the second job must be given between 24 Jan and 5 April. Third must be given between 23 Jun and 27 Aug).

Leap years would be ignored for an annual booster, but for the two primary injections and first booster injections, the days must be counted and therefore a leap year would interfere with the correct number of days between injections. Please take this into account when using the chart. Relevant leap years: 2004, 2008, 2012, 2016, 2020, **2024**.

NB: a horse may compete after the first two initial vaccinations. Where a horse is starting a new course, consideration must be given where a horse is competing before administering the third vaccination to comply with entry to competition stabling.

CR APPENDIX 13A: FLU VACCINATION CHECK TABLE – POST JANUARY 2024

Job 1	2nd Injection due		Booster due		Job 1	2nd Injection due		Booster due	
	21 DAYS	60 DAYS	120 DAYS	180 DAYS		21 DAYS	60 DAYS	120 DAYS	180 DAYS
01-Jan	22-Jan	02-Mar	01-May	30-Jun	01-Jul	22-Jul	30-Aug	29-Oct	28-Dec
08-Jan	29-Jan	09-Mar	08-May	07-Jul	08-Jul	29-Jul	06-Sep	05-Nov	04-Jan
15-Jan	05-Feb	16-Mar	15-May	14-Jul	15-Jul	05-Aug	13-Sep	12-Nov	11-Jan
22-Jan	12-Feb	23-Mar	22-May	21-Jul	22-Jul	12-Aug	20-Sep	19-Nov	18-Jan
31-Jan	21-Feb	01-Apr	31-May	30-Jul	31-Jul	21-Aug	29-Sep	28-Nov	27-Jan
01-Feb	22-Feb	02-Apr	01-Jun	31-Jul	01-Aug	22-Aug	30-Sep	29-Nov	28-Jan
08-Feb	01-Mar	09-Apr	08-Jun	07-Aug	08-Aug	29-Aug	07-Oct	06-Dec	04-Feb
15-Feb	08-Mar	16-Apr	15-Jun	14-Aug	15-Aug	05-Sep	14-Oct	13-Dec	11-Feb
22-Feb	15-Mar	23-Apr	22-Jun	21-Aug	22-Aug	12-Sep	21-Oct	20-Dec	18-Feb
28-Feb	21-Mar	29-Apr	28-Jun	27-Aug	31-Aug	21-Sep	30-Oct	29-Dec	27-Feb
01-Mar	22-Mar	30-Apr	29-Jun	28-Aug	01-Sep	22-Sep	31-Oct	30-Dec	28-Feb
08-Mar	29-Mar	07-May	06-Jul	04-Sep	08-Sep	29-Sep	07-Nov	06-Jan	06-Mar
15-Mar	05-Apr	14-May	13-Jul	11-Sep	15-Sep	06-Oct	14-Nov	13-Jan	13-Mar
22-Mar	12-Apr	21-May	20-Jul	18-Sep	22-Sep	13-Oct	21-Nov	20-Jan	20-Mar
31-Mar	21-Apr	30-May	29-Jul	27-Sep	30-Sep	21-Oct	29-Nov	28-Jan	28-Mar
01-Apr	22-Apr	31-May	30-Jul	28-Sep	01-Oct	22-Oct	30-Nov	29-Jan	29-Mar
08-Apr	29-Apr	07-Jun	06-Aug	05-Oct	08-Oct	29-Oct	07-Dec	05-Feb	05-Apr
15-Apr	06-May	14-Jun	13-Aug	12-Oct	15-Oct	05-Nov	14-Dec	12-Feb	12-Apr
22-Apr	13-May	21-Jun	20-Aug	19-Oct	22-Oct	12-Nov	21-Dec	19-Feb	19-Apr
30-Apr	21-May	29-Jun	28-Aug	27-Oct	31-Oct	21-Nov	30-Dec	28-Feb	28-Apr
01-May	22-May	30-Jun	29-Aug	28-Oct	01-Nov	22-Nov	31-Dec	29-Feb	29-Apr
08-May	29-May	07-Jul	05-Sep	04-Nov	08-Nov	29-Nov	07-Jan	07-Mar	06-May
15-May	05-Jun	14-Jul	12-Sep	11-Nov	15-Nov	06-Dec	14-Jan	14-Mar	13-May
22-May	12-Jun	21-Jul	19-Sep	18-Nov	22-Nov	13-Dec	21-Jan	21-Mar	20-May
31-May	21-Jun	30-Jul	28-Sep	27-Nov	30-Nov	21-Dec	29-Jan	29-Mar	28-May
01-Jun	22-Jun	31-Jul	29-Sep	28-Nov	01-Dec	22-Dec	30-Jan	30-Mar	29-May
08-Jun	29-Jun	07-Aug	06-Oct	05-Dec	08-Dec	29-Dec	06-Feb	06-Apr	05-Jun
15-Jun	06-Jul	14-Aug	13-Oct	12-Dec	15-Dec	05-Jan	13-Feb	13-Apr	12-Jun
22-Jun	13-Jul	21-Aug	20-Oct	19-Dec	22-Dec	12-Jan	20-Feb	20-Apr	19-Jun
30-Jun	21-Jul	29-Aug	28-Oct	27-Dec	31-Dec	21-Jan	29-Feb	29-Apr	28-Jun

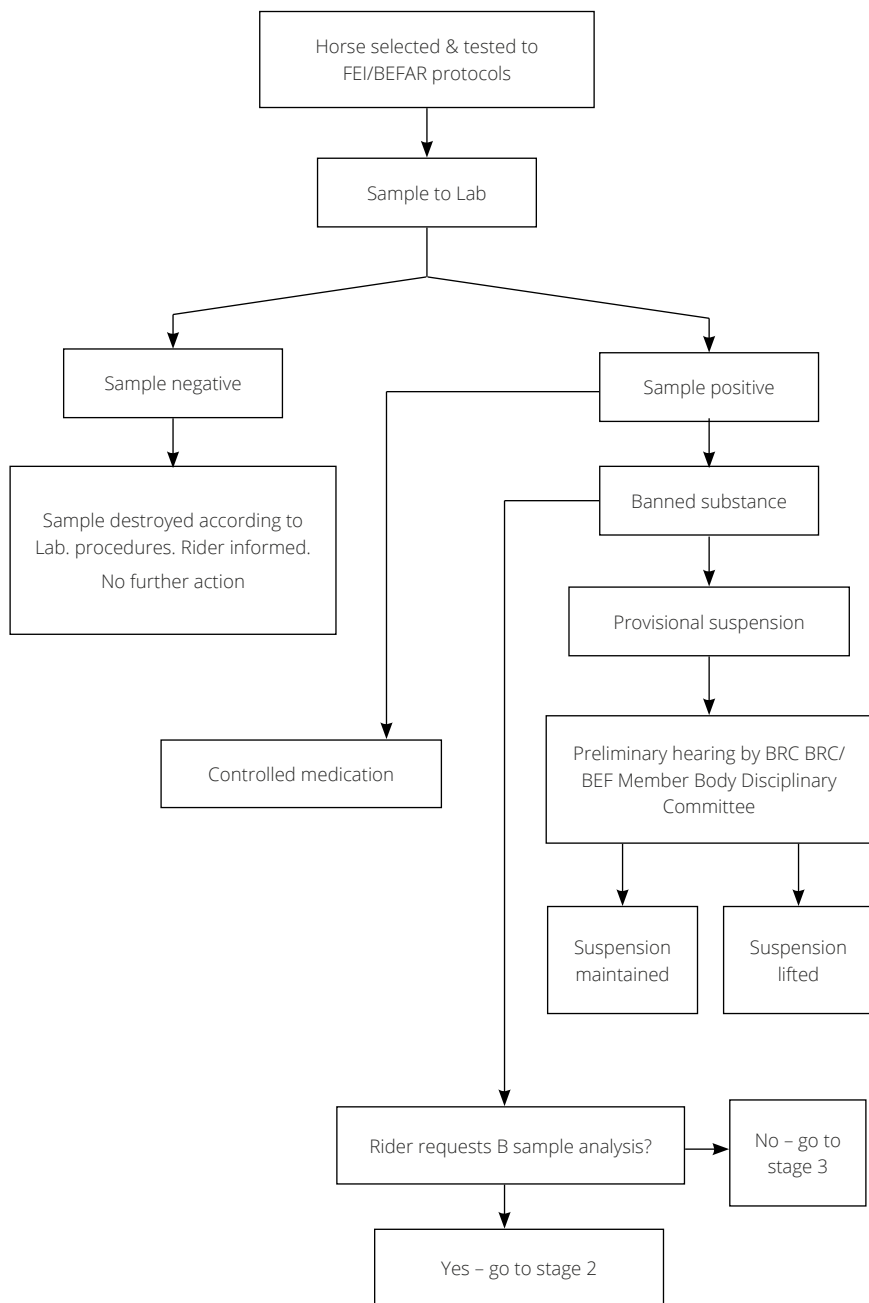
See G7 for full flu vaccination rules.

Example above: If the first date in your horse's programme is 1 January, then your second injection must fall within the following dates in the next two columns (shown in red). Let's say the second jab was on 22 Jan, which is fine, you must then find that date in the first column again in order to find out when it is permitted to administer the first booster (third injection). In this case it must be given between the two dates shown in green. (If the date of your horse's first jab was on 3 Jan, then the second jab must be given between 24 Jan and 4 March. Third must be given between 24 May and 23 July).

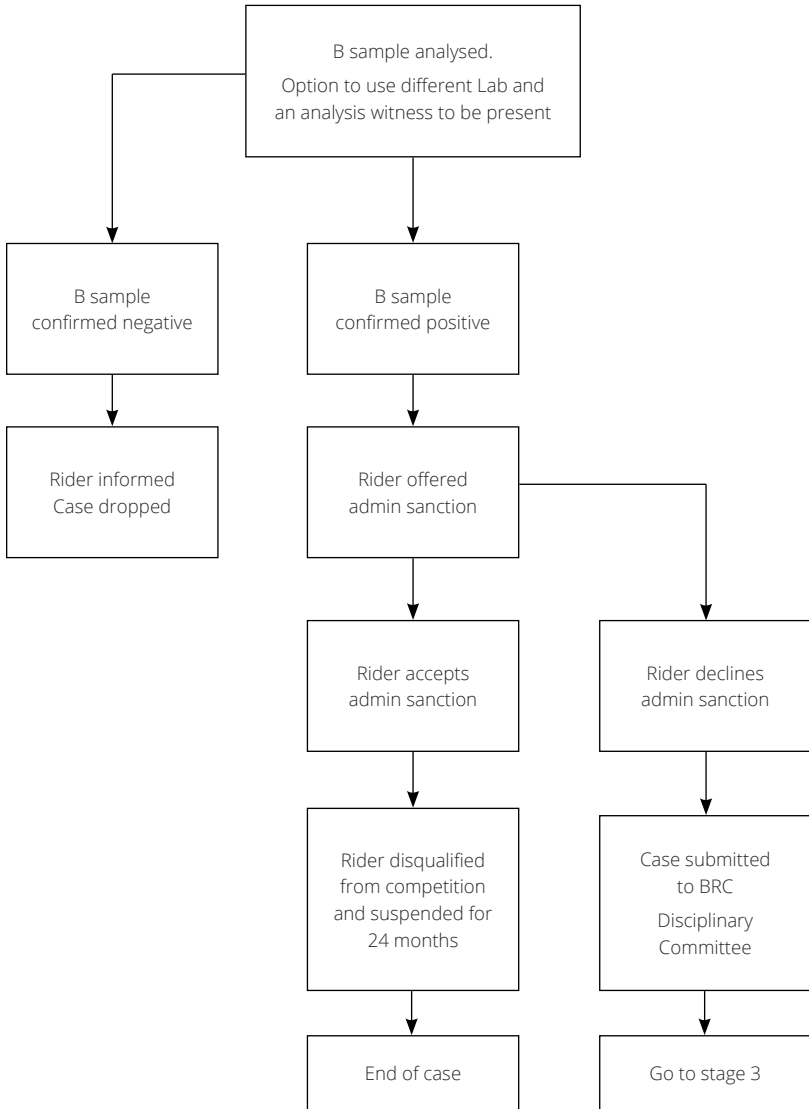
Leap years would be ignored for an annual booster, but for the two primary injections and first booster injections, the days must be counted and therefore a leap year would interfere with the correct number of days between injections. Please take this into account when using the chart. Relevant leap years: 2004, 2008, 2012, 2016, 2020, 2024

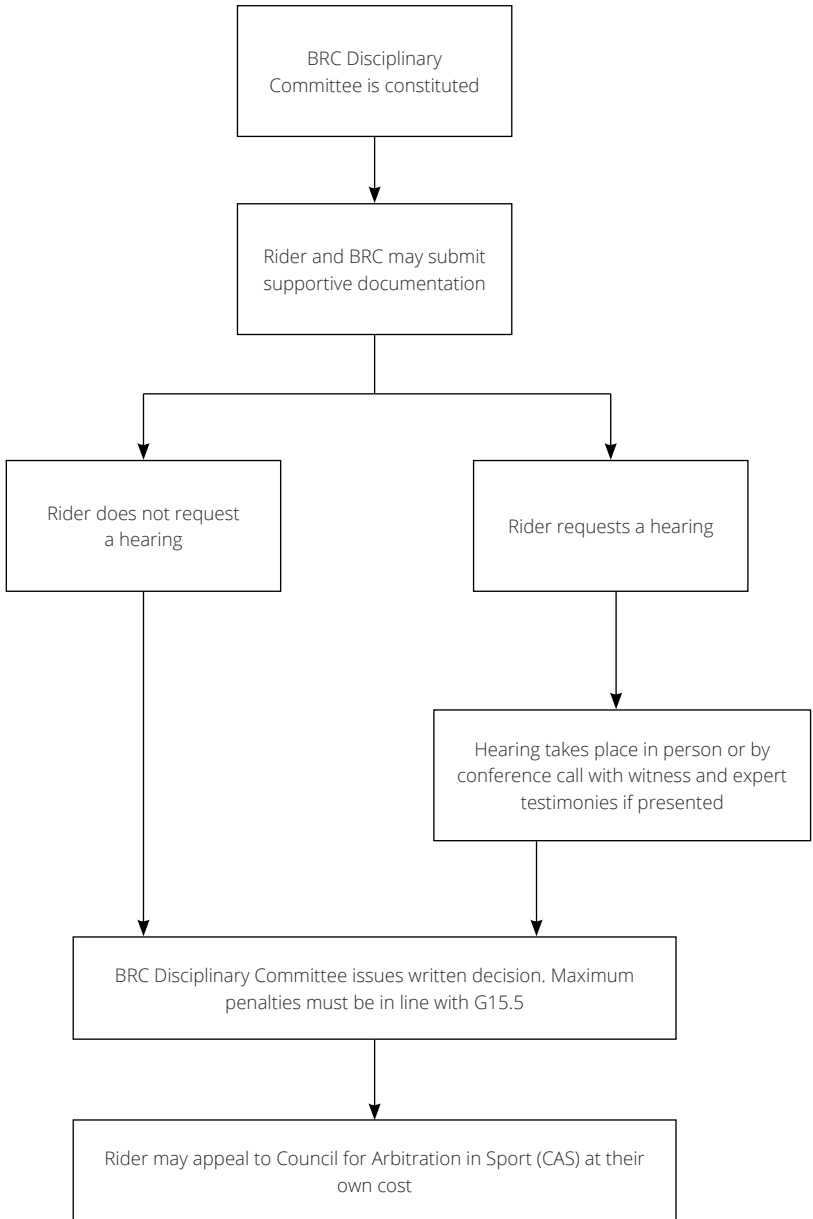
NB: A horse may compete after the first two initial vaccinations. Where a horse is starting a new course, consideration must be given where a horse is competing before administering the third vaccination to comply with the rule of having the vaccination within 6 months and 21 days of the competition or entry, to competition stabling.

**CR APPENDIX 14: BANNED SUBSTANCE AND CONTROLLED MEDICATION PROCEDURE
STAGE 1**



**CR APPENDIX 14: BANNED SUBSTANCE AND CONTROLLED MEDICATION PROCEDURE
STAGE 2**





British Riding Clubs Event Rules & Regulations



Ride together • Train together • Compete together • Have fun together

SECTION 3 CONTENTS PAGE

1	Introduction	115
2	Role of the Official Steward	115
3	General guidance for all competitions	116
4	General considerations for all competitions	116
5	Judges, Officials and Stewards.....	117
6	Administration.....	118
7	Health and Safety	119
8	Serious Incident Protocol	128
9	Guidance regarding Disabled Visitors to events.....	133
10	Guidelines for Dressage and Riding Test.....	134
11	Guidelines for Show Jumping and Style Jumping.....	136
12	Guidelines for Horse Trials.....	137
13	Guidelines for Combined Training	141
14	Guidelines for Arena Eventing.....	141
15	Objections and Disciplinary Procedures.....	144
16	Scoring and Prize Giving	145
17	Administration for Area Qualifiers.....	146
18	Club Safeguarding Officers.....	147
	ER Appendix 1 Templates for Horse Trials Timetable	148
	ER Appendix 2 Serious Incident Protocol.....	151
	ER Appendix 3 Layout of Dressage Arenas.....	154
	ER Appendix 4 Stewards and Organisers Competition Check List	155

1: INTRODUCTION

Section 3 contains rules and regulations for Area Reps, Official Stewards and Organisers of all BRC area qualifiers. They will also assist organisers for club events. All health and safety requirements in this section are mandatory at all BRC club activities which include medical and vet cover, along with hat and body protector rules. It is strongly recommended that where a competition is not an official BRC or affiliated competition a specific set of rules are applied and advertised in the event schedule.

This section of the Handbook needs to be read in conjunction with section 2. If discrepancy exists, the competition rules in section 2 take precedence.

Organisers requiring information not covered in this handbook should contact their area representative as found in section 1 or contact the BRC office.

Post print updates can be found on the Handbook page of the BRC website and should be checked before each competition.

2: ROLE OF THE OFFICIAL STEWARD

The area representative is the lead official steward (OS) in the area. They will be responsible along with the area committee to ensure each qualifier has a fully trained OS. OS's from other areas may be used if required and details can be gained by contacting the BRC office or the relevant area representative. A qualifier may not run without a trained OS (the OS must have completed all training for the relevant discipline for example if the OS has been signed off for dressage and show jumping only they may not OS at a cross-country qualifier). They must be there for the duration and cannot be competing in the qualifier. The official steward and the organiser of the event should be different people.

The OS is there to ensure the qualifier is run in accordance with all BRC rules and will also act as the disciplinarian. The OS has the authority to stop a qualifier if, for example, the medical cover is insufficient. Their decision is final. The OS should not be directly involved in the judging or running of the event. It is vital for the OS to remain impartial to deal with any complaints or objections received.

The OS is responsible for the following before the event but not limited to:

- advising and supporting the organiser/event secretary/event committee,
- reviewing the event schedule,
- carrying out site inspections and advise on layout, walk cross-country course etc.,
- ensure that procedures are in place to comply with rules such as flu vaccinations,
- review health and safety, risk assessments and serious incident plan,
- ensure the appropriate vet and medical cover is in place.

At the event the OS should:

- ensure the officials are briefed appropriately or that the person briefing has correct information and/or any special instructions,
- check the layout and safety of the event liaising with the health and safety officer,
- ensure appropriate medical and/or vet cover is in place before commencing the event,
- act as disciplinary steward and resolve any problems,
- investigate objections in a timely manner,
- head the serious incident plan (see relevant section),
- ensure the welfare of the horse is paramount,
- monitor the scoring, check and agree the results.

Once the event has finished, all the official paperwork needs to be completed i.e. audit form and results. The accident forms and flu vac failure forms should be collated and then all the paperwork will need to be sent to the BRC office within three working days. It is good practice to send any wash up notes to the organiser, so that any issues can be resolved.

3: GENERAL GUIDANCE FOR ALL COMPETITIONS

The first thing to do is to organise a committee and decide who will be responsible for each aspect of the competition. The organising committee then has their specific roles to ensure have been completed such as taking entries, booking judges, officials, contractors and volunteers. If there is no organising committee it is still a good idea for the organiser to delegate where possible so that they are not responsible for everything.

Agree on a date but check for other competitions in your area particularly for the same kind of show as this could impact on booking judges and entry numbers. It is inevitable that some clashes will occur. Work out a budget for the event and then agree on costs and entry fees which can then be included in the schedule along with a provisional timetable.

Establish a suitable closing date for entries and agree procedures such as withdrawals, cancellation and refund process which should all be included in the schedule. Decide on how to promote the event and on which platforms such as social media or emailing clubs.

When agreeing the budget, create a checklist of services required, which will need to be considered when setting the entry fees.

Expenditure may include the following:

- venue fees
- equipment such as show jumps, PA systems, radios
- official expenses such as judges, course builders, medical and vet cover
- facility hire such as toilets, skips, marquees
- printing, postage and creating signs
- paperwork, running orders for clipboards and relevant scoresheets.

The expenditure should be weighed up against the income. The income could include entry fees, sponsorship fees (for qualifiers where additional sponsorship is sought, the company must not be in direct competition with the title sponsor).

Ensure that all GDPR is being complied with throughout the process. Further details of GDPR can be found in the BRC data sheets.

4: GENERAL CONSIDERATIONS FOR ALL COMPETITIONS

There are several considerations that organisers must ensure are in place for the event. There should be adequate parking for horse boxes, trailers, spectators and officials' cars. A parking attendant may be required to ensure competitors park in an orderly manner. Careful planning needs to be completed for the entrance and exit areas especially in wet weather and to avoid any queuing on the road. A tractor on standby is always good planning when parking on grass. The layout of the showground needs to provide easy access to all competition areas and facilities. Horses and public should be kept apart where possible using suitable methods, such as stringing and signage. It should allow for easy control of the event.

The local council would need to be contacted before putting up signage out on the road. Consider if the post code does not bring competitors to the entrance of the site as additional directions may be put onto the schedule or put out to competitors when times are published.

Sufficient toilets are required depending on the number of people attending along with disabled facilities. If necessary, thought should be given to trade stands and marquees to give the most exposure. The scoreboards should be in a prominent place and close to where the scorers are located.

A PA system could be used in key areas to put out important messages. A radio network is advisable for dressage and show jumping but is required for any competition with cross-country. A radio plan should be created before the event with all the key officials on it. A separate radio channel for the fence judges is required.

Timing equipment is required for the show jumping course(s). Timing clocks and watches are needed for cross-country events.

There should be separate catering for officials and judges, so they that they are able to eat and get back to position without having to queue. If this is not possible, then consideration should be given to timings so that everyone gets a refreshment break. A refreshment coordinator could be used to ensure that food is taken around to those who are not going to have enough time to queue.

5: JUDGES, OFFICIALS AND STEWARDS

Judges

Once you know which classes you are putting on, you will then be able to work out which level of judge you require and how many you are likely to need. Agree in writing the date and where possible whether it would be morning, afternoon or all day. At the time of booking agree a fee and confirm how they will be paid i.e. cash on the day, cheque or BACS. You should provide them with a copy of the BRC Handbook and highlight any differences between the rules.

When confirming the day before the event, the following will need to be considered for dressage judges:

- letting them know a writer has been provided but if they would like to bring their own to confirm,
- the start and finish time, along with where and who to report to,
- the tests they are judging,
- whether they will be judging from their car or a box, indoors or outdoors,
- what refreshments and/or lunch will be provided,
- a contact number for the day in case they are held up or have an emergency and can no longer attend

For a qualifier, the maximum number of horses per test is in CR App 9. For club competitions the maximum should be no more than 40 horses. It is recommended that there is a 10 – 15 minute break every 10 horses (thought should be given as to length of the break depending on the where the amenities are located). Should a judge no longer be able to attend, where possible the judge and the organiser will need to work together to find a replacement.

Show jumping judges will require much of the same information but with these considerations:

- what equipment will be available for timekeeping (electronic or stopwatch),
- who else will be with them i.e. whether they will be with another judge or if a timekeeper is being provided.

For show jumping there is no maximum number per class as with dressage, but breaks will be required for the judges, which can be used as course walks for competitors.

Officials

Organising officials is similar to judges. Work out which officials you will require and ask if they are available, then agree the date in writing with them. Some of these roles such as course builders may require a fee, which should be agreed at the time of booking. When confirming timings etc, they should be given as much information as possible to aid them to do their role including what refreshments and lunch will be provided.

Volunteers

Volunteers may be joining you for the first time so will need as much information as you can provide which would include, what to wear and what to expect, along with venue details. Send them details of the roles and ask them to confirm what they would be happy to do. The BRC Volunteer Handbook is available on the BRC website, which is available to download to give volunteers an idea of volunteering with BRC. Role descriptions are also available on request that can be tailored to your competition and may assist in the recruitment of volunteers. Ensure that you are clear on what the volunteer can expect, what you expect of them, along with what you are providing in return.

If you have an experienced steward that would be happy to assist and allow a new volunteer to shadow them, this is a great way for the new volunteer to learn.

When confirming with a volunteer make sure that they have the following details where possible:

- what to wear – whether they will be indoors or outdoors so they can plan accordingly for the weather,
- what time, where and who to report to on the day,
- what training will be provided such as a briefing,
- anything that may be able to assist them to enjoy their day at the event.

Ensure that you have enough volunteers and officials to cover all areas of the competition. Consider the distances for score collectors to walk for dressage score sheet collecting to determine how many you require. For arena party and collecting rings, look at the size of the arenas to determine the number of stewards and arena party required.

It is important to ensure that all of the judges, officials and volunteers have sufficient breaks and are thanked where possible at the end of the day and also after the event. It is good practice to ask for feedback so you can create a wash-up list for future events.

Safeguarding of event workforce

Ensure that all of the judges, officials and volunteers are not put in a situation which could put them at risk.

Individuals under the age of 12 are not permitted in warm-up arenas on foot under any circumstances. Juniors between 12 and 16 years old must be accompanied by a parent/guardian at all times. Juniors 16 years old and above need to have a parent/guardian on site.

No one under the age of 14 is permitted to fulfil any volunteer role.

Whilst we do not want to reduce opportunities, BRC has a duty of care to young volunteers and we therefore recommend the following considerations:

- It is recommended that Dressage Writers are 18 years and over. Where an under 18 is writing they should be allocated to a judge's box/car that is always in a public space and in clear view of a steward. Both the judge and parent/guardian should confirm they are happy with this arrangement. A judge can request a writer 18 years and over, which must be adhered to. A judge may bring an under 18 with them to write but confirmation from the parent/guardian should still be sought unless an immediate family member of the judge.

6: ADMINISTRATION

Events have a lot of administration to consider such schedules, health & safety and risk assessments (covered in section 7), safety files (covered in section 8), entry forms, commentary notes, results sheets and scoreboards.

Schedules

For all competitions the schedule should be available in plenty of time before the event. This should include but not limited to the following:

- Date of competition and venue (this should include whether it is a qualifier for a championship).
- Sponsor details including a short description of their business.
- Class details, their cost, how to enter and the closing date for entries.

- Showground rules, conditions of entry to the event, BRC Code of Conduct.
- Provisional timetable if possible.
- Refund policy, withdrawal policy and cancellation policy.

For qualifiers there are sample schedules available from the BRC office which can be used as a template and tailored to your qualifier.

Supplies

For area qualifiers, BRC provides all scoring materials and rosettes for the qualifying classes. Any non-qualifying classes or non-qualifying competitors will not be counted and the organiser will need to purchase the additional materials for these competitors and/or classes.

A breakdown of what you should be sent for each qualifier will be sent in the organisers pack along with the list of entries. Any discrepancies between number of entries and scoring material should be reported to BRC straight away. Rosettes are sent separately to the scoring materials. Scoring materials are subject to copyright laws and must not be photocopied.

Accident and fall forms are available on the BRC website downloads page. Flu vac failure forms and hat tags are available for official stewards only.

Competitor numbers/bibs will need to be sourced by the organiser. The organiser should have a phone number available for all judges, officials, contractors and if possible, volunteers.

Commentary Notes

If you have commentators for the competition, make sure you have something for them to say. They should have notes from the sponsor detailing their business and any offers available to read out. Some events will provide competitor information slips for the competitors to fill out with some key points about them that the commentator can announce during their round. The commentator will need to know what the competition is and if a qualifier, what the competitors are trying to qualify for.

Times

The timetable needs to be carefully worked out. Start times should be given where possible (qualifiers will have specific competitor times). Consideration should be given for judges and officials to have regular breaks. Where more than one class is being held at the same time, you will need to check for time clashes of both horse and rider for all arenas. In multi-phase competitions ensure the competitor has enough time between sections. This will depend on distances between lorry park and arenas etc. A minimum of 30 minutes is recommended.

7: HEALTH AND SAFETY

7.1: Introduction

The detailed requirements of the law on Health and Safety Standards are extensive.

Health and safety at an event is dependent upon the organisers of that event taking reasonable precautions and, just as important, upon those participating in, or attending an event, preventing accidents and abiding by the instructions given by officials and helpers at events.

The Health and Safety at Work Act (HASAW) 1974 places responsibility for safety on every person involved. Although these rules refer to shows, organisers of any event – instructional rides, lectures and demonstrations, training days, barbeques etc. should also be aware of the implications of this Act.

7.2: Health and Safety Standards

Health and Safety Standards and requirements vary enormously from event to event. Whilst at a small event, the requirements may be met relatively easily; the same would not apply at a major event with numerous trade stands, sizeable crowds and contractors on site.

Compliance with Health and Safety Standards is as important during the preparation before an event and the clear-up afterwards as it is during the actual event. We must always remember that our shows are attended by parents with young families, people with dogs, many of whom have no knowledge of horses, or how to behave when close to them.

Organisers, trade stand personnel, contractors and their respective employees as well as those who have, to any extent, control of the premises, or site on which the event is being held, are responsible for ensuring that:

- everything reasonably practicable is done to ensure health, safety and welfare of those attending the event
- they conduct themselves so that they do not put themselves or anyone else at risk
- the access to and egress from the site is safe and unobstructed
- members of the public and competitors are equally responsible for ensuring that they do not put other persons at risk, and that they co-operate with the organisers in complying with health and safety legislation

7.3: Health and Safety Statement

Organisers are required, where there are five or more employees at an event, and advised where there are fewer than five employees, to prepare a policy statement in respect of the overall safety of the event. The policy should include procedures to be followed in an emergency and should be included in the programme, where appropriate.

An example of a statement:

HEALTH and SAFETY POLICY FOR (Name of event)

- 1: The organiser has overall responsibility for Health and Safety.
- 2: The event is organised in accordance with Health and Safety Legislation and all who have, to any extent, control of the premises, or site on which the event are responsible for ensuring that:
 - Everything reasonably practicable is done to ensure health, safety and welfare of those attending the event
 - They conduct themselves so that they do not put themselves or anyone else at risk
 - The access to and egress from the site is safe and unobstructed.
- 3: Emergencies
 - Emergency services must have access to all parts of the event site at all times and members of the public must not park vehicles so as to obstruct access.
 - First aid points are clearly marked.
 - In the case of an emergency, members of the public should contact the nearest official or dial 999 on the nearest telephone. Telephones are located at (enter location).
- 4: Horses

Horses can easily be frightened and can be dangerous. Members of the public are requested to keep clear from horse areas/lanes and to avoid behaviour that might alarm horses.
- 5: Dogs

Dogs should be kept under close control and on a short lead. The dangerous dogs act now covers private land (Nov 2014).

7.4: Health and Safety Adviser

A competent and knowledgeable person must be appointed as the Safety Adviser of the event, regardless of the size of the event, this should be someone involved with the organisation of the

event. The Health and Safety Adviser must attend the event but can delegate specific tasks to appropriate individuals whilst retaining overall responsibility themselves.

Everyone involved with the event, all officials, judges, stewards etc. must know the name of the Safety Adviser and a communication chain must be established between all involved in the organisation and running of the event. All must be fully briefed on their respective health and safety responsibilities and must understand their role in any emergency situations. This information is normally contained in the Event Safety File (see 7.5).

7.5: Event Safety File

Organisers should have an Event Safety File, compiled by the Health and Safety Adviser for all competitions and where appropriate other BRC events.

For small events this will be quite a small document consisting of:

- health and safety policy statement
- emergency telephone numbers
- an event risk assessment and Covid considerations whilst applicable
- notes for safety briefing.

For Horse Trials and other larger events the file will consist of the following elements:

- health and safety policy statement (see 7.3)
- event organisation – officials and stewards, timetables
- emergency telephone numbers, including all officials and main stewards mobile numbers
- any special conditions imposed by the land or premises owner
- safety plan including site plans, vehicular routes, emergency meeting points etc.
- safety checklist (see 7.9)
- notes for safety briefing
- communication, including radio procedures and a communications plan
- risk assessment – basic information (i.e. type of event, numbers of competitors, spectators, officials etc., access and exit details, parking areas, signs etc.)
- event risk assessment – detailed information (i.e. the activity, the hazards, risk severity, risk potential and control measures)
- serious incident protocol.

For more information on Event Safety Files please contact BRC Competitions Department.

7.6: Medical and Veterinary Cover

It is the responsibility of the organiser of any equestrian event to ensure that adequate medical and veterinary provision is provided. In order to ascertain what level of cover is required a risk assessment should be carried out which looks at the types of activity taking place, the number of competitors involved, the accessibility of the site, including the ability of the medics and vets to access all areas of the site, and the proximity of the emergency services to the venue. The minimum requirements can be found below. Any deviation from these minimum requirements may affect your insurance cover. For activities where no minimum requirements are stated, it is up to the organiser to use their risk assessment to ascertain what level of cover they feel would be suitable.

7.6.1 Minimum Medical Cover for BRC Events

All events and activities must have undergone a medical and veterinary risk assessment documented to establish appropriate levels and control measures in place prior to the event or activity and must take into account nature and number of persons attending, location environment, and type of activity and proximity of external medical and veterinary services. ***At all events there should be means to provide privacy for the patient either by screens, gazebos or use of cars to block view from public.***

(This list is not exhaustive). **Multiple phase events (such as horse trials) should treat each phase separately when establishing medical / veterinary cover.**

Club or Open Show, Dressage, Riding Test	First Aider(s) holding one of the following: 1) FAW Certificated Qualification accredited by Training Organisation Regulator or Voluntary Aid Society 2) BHS first aid course presented by Skillbase and booked through the BHS All first aiders must have a suitable first aid kit. (See Notes)
Club or Open Show, Show & Style Jumping (Includes Working Hunter and (S) Phase) Classes	First Aider(s) holding one of the following: 1) FAW Certificated Qualification accredited by Training Organisation Regulator or Voluntary Aid Society 2) BHS first aid course presented by Skillbase and booked through the BHS All first aiders must have a suitable first aid kit. (See Notes)
Cross-Country – Cross-Country Phase (including Arena Eventing* and Combined Challenge)	Registered and qualified Paramedic and/or Trauma Trained Doctor plus 4WD ambulance capable of moving a casualty from remote site using approved medical rescue equipment as deemed medically appropriate by attending medical staff.
Horse Trials – Cross-Country in addition to other phases	Registered and qualified Paramedic and/or Trauma Trained Doctor plus 4WD ambulance capable of moving a casualty from remote site using approved medical rescue equipment as deemed medically appropriate by attending medical staff.

7.6.2 Minimum Medical Cover for BRC Area Qualifiers

Dressage	First Aider(s) holding one of the following: 1) FAW Certificated Qualification accredited by Training Organisation Regulator or Voluntary Aid Society 2) BHS first aid course presented by Skillbase and booked through the BHS All first aiders must have a suitable first aid kit. (See Notes)
Show & Arena Eventing and Combined Challenge	Registered and Qualified Paramedic and/or Trauma trained Doctor plus ambulance or treatment room/ area.
Cross-Country – Cross-Country Phase	Registered and qualified Paramedic and/or Trauma Trained Doctor plus 4WD ambulance capable of moving a casualty from remote site using approved medical rescue equipment as deemed medically appropriate by attending medical staff.
Horse Trials – Cross-Country in addition to other phases	Registered and qualified Paramedic and/or Trauma Trained Doctor plus 4WD ambulance capable of moving a casualty from remote site using approved medical rescue equipment as deemed medically appropriate by attending medical staff.

Note: If running multiple disciplines at the same event (i.e. Horse Trials) minimum cover is per discipline NOT per event.

Notes:

1. Training Organisation Regulator (Ofqual, SQA or the Welsh Government).
2. Voluntary Aid Societies (St. John's, St Andrew's First Aid or British Red Cross).
3. FAW – First Aid at Work Certificate (3 day initial or 2 day refresher).
4. All events and activities must have undergone a medical and veterinary risk assessment
*Only where fixed fences are used. If knock down fences are used for the whole course the organiser should use their risk assessment to determine whether cover greater than a First Aider should be used.
5. BHS First Aid Certificate presented by Skillbase and booked through the BHS (2 day initial or 1 day refresher) BHS first aid courses are presented by CHS training in Scotland and jointly issued by the BHS and Browne McKee partnership in Ireland.
6. All events and activities must have undergone a medical and veterinary risk assessment documented to establish appropriate levels and control measures in place prior to the event or activity taking into account; nature and number of persons attending, location environment, type

of activity and proximity of external medical and veterinary services (This list is not exhaustive).

7. An open show is classed as a competition where non-BRC members are allowed to compete or participate.
8. Useful links: www.skillsforhealth.org.uk www.hse.gov.uk/firstaid HSE Ref L74 (2013).
9. For insurance purposes, any first aiders used must be voluntary (paying expenses is acceptable) or an employee of the Riding Club. If a fee is paid, then the first aider becomes a contractor who would need their own insurance.
10. Any organiser wanting to use a professional with a 'higher qualification' than a FAW / BHS first aid, as the first aider, should contact the BRC office for further details.
11. It is the organiser's responsibility to ensure that the nominated first aider has the relevant qualifications.
12. **Please see BE rule 9.7 for details on equipment requirements.**
www.britisheventing.com/compete/rules-and-safety

7.6.3 Minimum Veterinary Cover for BRC Events

Multiple phase events (such as horse trials) should treat each phase separately when establishing medical / veterinary cover.

Club or Open Dressage & Showing Classes	Vet on Call*
Club or Open Show & Style Jumping & Working Hunter	Vet on Call*
Cross-Country – Cross-Country Phase (Combined Challenge, Arena Eventing** & Hunter Trials)	<ul style="list-style-type: none"> • Qualified Veterinary Surgeon in attendance on site. • Facility to transport injured horse. • Equipment for humane destruction of a horse and means for removal of the body.
Horse Trials – Cross- Country in addition to other phases	<ul style="list-style-type: none"> • Qualified Veterinary Surgeon in attendance on site. • Facility to transport injured horse. • Equipment for humane destruction of a horse and means for removal of the body. • Screens

* If a veterinary surgeon is on call and not in attendance an appropriate risk assessment must be carried out to ascertain the time taken for the vet to arrive on site and whether the vet will be readily available. A direct means of call-out must be in place. The schedule must indicate that the veterinary cover is not in attendance but on call. ** For Arena Eventing and Arena Challenge if fixed fences are not used the vet cover may be Vet on Call (see Vet on Call*)

An Open Show is classed as a competition where non- BRC members are allowed to compete.

7.6.4 Minimum Veterinary Cover for BRC Area Qualifiers

Dressage	Vet on Call*
Club or Open Show & Style Jumping & Working Hunter	Vet on Call*
Cross-Country – Cross-Country Phase (Arena Challenge**, Arena Eventing** & Hunter Trials)	<ul style="list-style-type: none"> • Qualified Veterinary Surgeon in attendance on site • Facility to transport injured horse. • Equipment for humane destruction of a horse and means for removal of the body. • Screens
Horse Trials – Cross-Country in addition to other phases	<ul style="list-style-type: none"> • Qualified Veterinary Surgeon in attendance on site. • Facility to transport injured horse. • Equipment for humane destruction of a horse and means for removal of the body. • Screens

* If a veterinary surgeon is on call and not in attendance an appropriate risk assessment must be carried out to ascertain the time taken for the vet to arrive on site and whether the vet will be readily available. A direct means of call-out must be in place. The schedule must indicate that the veterinary cover is not in attendance but on call. For Arena Eventing if no fixed fences are used the vet cover can be a vet on call. ** For Arena Eventing and Arena Challenge **if knock down fences are used the cover can be vet on call (e.g. working hunter style competition) see Vet on Call***

7.6.5 Medical and Veterinary Cover

- The organiser should confirm all bookings for medics and vets in writing.
- The organiser should confirm all final arrangements two weeks prior to the event. A telephone reminder two days prior to the event should act as a final confirmation of attendance.
- The organiser should alert the local accident and emergency department of any forthcoming competition.
- The organiser should provide the doctor, paramedic and first aider with the post code and OS grid reference for the competition venue. These will prove invaluable when advising the county ambulance or air ambulance of the location of the casualty.
- The medical or veterinary cover should not be allowed to leave the competition until 30 minutes after the last horse has finished competing or 30 minutes after the last prize giving if it is a mounted prize giving.
- The organiser should have available the details of the veterinary surgery which will be used in the case of any equine referrals.
- The organiser should have available the details of the person to be contacted in the event of an equine fatality where disposal of the body will be necessary.
- Event schedules must include medical & veterinary provisions that are in place and how this assistance can be obtained with point of contact for assistance.
- Organisers and Official Stewards must note that the above are minimum requirements and good planning and care may mean that enhanced medical and veterinary cover is more appropriate for the particular event.
- Cost of provision should not be the overriding factor.
- If medical and veterinary personnel are deployed to an incident consideration must be given to suspending the event until minimum cover can be re-established prior to restarting.

7.6.6 Falls and Suspensions

Falls – **See G28 in section 2.**

The Doctor/Paramedic may decide that a competitor should be medically suspended.

If an accident results in loss of consciousness, concussion or suspected concussion it is the person's responsibility to comply with the following suspension periods, whether or not confirmed by a medical professional:

- **no loss of consciousness and no sign of concussion = no mandatory suspension;**
- **any symptoms of suspected concussion, however brief = minimum 21 days mandatory suspension.**

The day of injury counts as the first day of the suspension period.

Once a person is suspended, they may not compete in any BRC competition until the period of suspension has lapsed, including being symptom free for 14 days (the 14 days may be within the suspension period). If symptoms persist the suspension will remain in place until the person is symptom free for a clear 14 days.

The person must also have written confirmation from a registered medical practitioner that they are fit to compete in events, and this information has been passed to the BRC office.

It is the rider's responsibility to comply with these rules.

7.7: Horses and Other Animals

All warm-up areas and routes by which horses move in and out the arena or course should be kept separate or designed to avoid routes used by the public or vehicles. Horses must not be allowed into the trade stand area or the secretary's area.

Dogs should be kept under close control and on a short lead, with an appropriate ID tag. The Dangerous Dogs Act now covers private land (Nov 2014)

7.8: Construction of Rings

It is suggested that rings are made of permanent post and rail fencing where possible or temporary post and rope fencing using either wooden or plastic posts but never metal posts. Rope should be divided into sections and joined by an easily breakable connection so that in the event of a horse or pony running through the rope it will break.

Always provide secure fencing, barrier tape is not sufficient.

7.9: Other Health and Safety Considerations

In order to make these guidelines manageable, other considerations are listed below with appropriate points for checking. If you require a more detailed explanation to any of the following points please contact BRC on 02476 840 518.

- **Alcoholic Refreshments:** licences are required if alcohol is on sale (one months' notice required); must not be sold to under 18's.
- **ATV's and Motorcycles:** remember that ATV's (All Terrain Vehicles) are inherently unstable; only event officials over 17 who have received correct training and hold appropriate licences with no serious convictions should ride/drive these machines. Passengers should not be carried unless the vehicle is designed or adapted for that purpose except in an emergency. Drivers/riders must wear motorcycle helmets to BS536 specification. The vehicles must be roadworthy and maintained in a good condition and are only to be used for purposes directly connected to the event. If they have to travel on or across a public road they must have current motor insurance.
- **Children** are not permitted to operate machinery.
- **Access Routes:** Pedestrian and vehicle access routes to and from the car parks must be safe and clearly signed; if possible, have a one-way system; police should be consulted on traffic problems with public roads.
- **Buildings and Structures:** Adequate lighting; safety of buildings and their contents.

- Children: Additional precautions are required to ensure the safety of children.
- Electricity: position and routes of overhead and underground electric cables and distribution systems; avoidance of danger from overhead electric lines and metal structures (i.e. flag poles); evidence of recent examination and test certificates for electrical installations; low voltage system trunking and cables; earthing and earth leakage protection; inspection and testing of electrical apparatus; disconnection and removal of temporary installations.
- Fire Precautions: the local fire service should be consulted concerning emergency access for their appliances; emergency exits and suitable signs; adequate emergency fire fighting equipment and extinguishers, fire precautions in temporary structures; no smoking areas (stables, grandstands, all enclosed public spaces). Fire extinguishers should be provided in stable and secretarial areas.
- Food Hygiene: Caterers must comply with the local Environmental Health Department legislation.
- Gas (Mains and LPG): position and routes of mains gas pipelines underneath or near the site; trade stand staff and caterers with LPG appliances must have them examined and tested by a competent person, and stored in a safe position.
- Generators: position well clear of tents, straw bales etc. which can easily catch fire. All generators must be correctly earthed.
- Machinery: can only be used by competent people who have received the correct training. Loaned equipment must be fully serviceable. Plant and machinery must only be operated after adequate safety precautions have been taken. Chainsaw operators must be correctly clothed and equipped (PPE). Tow ropes and chains must be of adequate strength and attached to the towing tractor below the axle.
- PA Equipment: this may cause nuisance to households close to the event, care should be taken to keep noise to a minimum.
- Safety Information: Prominently displayed warning notices and signs; first aid sites clearly signed.
- Toilets and Washing Facilities: adequate provision for the expected number of visitors.
- Vehicles: provide sufficient parking for visitors' cars and horse boxes/trailers; limit the number of vehicles that can move around the site. It is advisable to have an official car park.

Depending on the size of the event it is always advisable to notify the police, fire service, ambulance, including air ambulance (who will need the OS Grid Reference) and local hospitals.

7.10 Reporting of Injuries and Dangerous Occurrences (Oct 2013) to HSE and BRC

- There are certain incidents which you are required to report to the Health and Safety Executive.
- For England, Wales and Scotland, the Reporting of Injuries, Diseases and Dangerous Occurrences Regulations 2013 apply. A report can be submitted online here: <http://www.hse.gov.uk/riddor/report.html>
- For Northern Ireland the the Reporting of Injuries, Diseases and Dangerous Occurrences Regulations 1997 apply. A report can be submitted online here: <http://www.hseni.gov.uk/contact-us/report-an-incident.htm>
- BRC have been advised that the incidents which must be reported are as follows:

- Accidents to members of the public or others who are 'not at work' must be reported if they result in any injury and the person is taken directly from the scene of the accident to hospital for treatment to that injury. Examinations and diagnostic tests do not constitute 'treatment' in such circumstances.
- Injuries by an animal are reportable if the person is taken straight to hospital for treatment.
- Other sporting injuries are not reportable if the injury arose out of the normal participation of the activity. Injuries should be reported if they were due to defective equipment or failings in the organisation and management of an event.
- Once an incident has been reported, you will receive a reference number as confirmation. This should be submitted to the BRC as part of the follow-up paperwork, and also kept for your records.

British Riding Clubs must also be notified of any RIDDOR reportable incidents on 02476 840518.

It is recommended that any incident/accident or dangerous occurrence outside of the reportable incidents be documented at the time in order that if future reference is required an accurate record is available. Such records must be retained for three years from the date of incident. If involving a fatality or young person 17 years or under reports are kept indefinitely.

A written record should be made using HSE approved accident book and BRC Horse Fall reports/accident reports forms and include written statements if appropriate and contact details for those involved including any witnesses.

Ensure that accident and incident forms are filled out and sent to BRC office.

REMEMBER: the event organiser is ultimately responsible for the Health and Safety of all those who attend an event and all reasonable precautions must be taken to ensure this. If the aforementioned points are considered and sensible steps taken to prevent accidents it is unlikely that you will encounter problems.

An Environment Health Officer may close the event at any time if they are dissatisfied with the way it is being run.

7.11: Risk Assessments

Every Area Qualifier will have a risk assessment undertaken regardless of the type of event. It will normally be the responsibility of the Health and Safety Adviser (see section 7.4) but the Official Steward may be asked for advice on the completion of the assessment. The risk assessment will normally be contained in the Event Safety File (see section 7.5).

The Official Steward must ensure that:

- a competent and knowledgeable person has been appointed as the Health & Safety Adviser for the event, regardless of the size of the event, this should be someone involved with the organisation of the event.
- a risk assessment has been undertaken in line with normal procedures.
- the Health and Safety Adviser attends the event (they may delegate specific tasks to appropriate individuals whilst retaining overall responsibility themselves).
- everyone involved with the event, all officials, judges, stewards etc. are fully briefed on their respective health and safety responsibilities and that they understand their role in any emergency situations, this briefing should be done by the Health and Safety Adviser or suitably nominated official.
- the organisers have an Event Safety File.

An example Risk Assessment can be found on the BRC website downloads page.

8: SERIOUS INCIDENT PROTOCOL

8.1: Handling Rider Fatalities

The Official Steward is in charge and should hand over the responsibility for the continued running of the event to a pre-nominated Assistant Official Steward.

8.2: Official Stewards Responsibilities

The Official Steward's continuing responsibilities for dealing with a Rider Fatality are: – The Official Steward should immediately inform:

- The Event Organiser and/or Venue Manager/Owner
- The Police

The Serious Incident Team (SIT)

It may be that some or all of the above are already aware but it is better they are told twice than not at all. Remember that transmitting and receiving radio or mobile phone calls can easily be overheard – therefore, to avoid sensitive messages being compromised, volume controls should be sensibly set and crowded conditions avoided. Alternatively you may consider introducing code words for security reasons and to prevent misunderstanding which MUST be known by all members of the SIT.

- The Official Steward must ensure that key witnesses are identified and that they remain at the site of the incident or nearby and are available to make statements to the Police or Health & Safety Executive (HSE). They should be encouraged not to start formulating opinions on what happened as this can contaminate verbal accounts when overheard by other witnesses. Instead they should be asked to make notes of their recollection. These notes should be made available to the Police on request.
- The police will notify the next of kin of the fatality once confirmed by the attending doctor.

If the casualty has not been pronounced life extinct they should be told that the casualty has been taken to hospital with serious injuries. At all times any information relating to the casualty next of kin must be passed onto the police. The police may well appoint an officer to act as a Family Liaison Officer (FLO). It is worth considering asking the police to be present when the next of kin are informed. In the event of the next of kin not being present the police should be asked to take responsibility for tracing them as they will have the resources to do this away from the event.

- It is more likely that the casualty will be taken to hospital and pronounced dead on arrival, or soon after. In this case, consideration must be given to send a responsible person (Area Representative or Area Committee Member or Club Official) to accompany the family if necessary to the hospital and act as a point of contact and to report back to the Official Steward.
- Removal of deceased person can only be authorised by the HM Coroner, however this will not stop medical teams transferring potential deceased to ambulance for life extinct assessment under the control of the senior medical official present.
- The Official Steward should liaise closely with all attending medical personnel and other event officials to maintain control of information and welfare issues. All Medical personnel will have to make statements to the police, especially the doctor and senior paramedic.
- The casualty's club Chef d'Equipe or a Club Official should be utilised to help arrange support for family and fellow club members affected by the incident. They can also arrange for the casualty's horse, vehicle etc. to be looked after if appropriate.
- Remember that different people will react to this incident in different ways. Some may become irrational or hysterical and none should be allowed to drive home unescorted. It should also be borne in mind that others involved may react and suffer from shock. This includes you.

- The Official Steward should arrange for the fence judges or any other stewards, officials where the incident occurred to be replaced and taken care of, if necessary medical advice should be considered.
- As per FEI and BE policy the fence where the incident took place should be taken out of the competition with no criticism implied against the event. The Police may well insist on this as part of their investigation.

8.3: Dealing with the Press & Media

- There will be an enormous amount of pressure and information on the Official Steward as the incident picks up momentum. The Official Steward should try and take time out to consider how things are developing and what course of action is appropriate. Consider directing someone to start a log of actions taken and decisions carried out. This could be invaluable later on in the investigation process. One area that will quickly develop and should not be ignored is the presence of the press and general media interest.
- The Official Steward should appoint someone to deal with the press, this is something that can be agreed as part of the event planning and included within the SIP. It is suggested that you appoint a Press Liaison Officer such as a serving or retired police officer or media spokesperson to deal with the press. The Official Steward must maintain control of what is being released and why. The press may well attend or already be present at the event and have access to instant broadcasting.
- The Official Steward should brief all key event staff on what to do if approached and that they should make no comment but refer the media to the Official Steward or dedicated Press Liaison Officer. This should form part of your briefing to all Stewards, Secretary and Judges prior to the event.
- Releasing details of Casualty to the press must be discussed with the police and any next of kin present at the event. Reporters may well find this information out from other sources but it should not be confirmed or denied until sanctioned by the Official Steward in consultation with the police.
- The following format for press release is suggested. It will generally be accepted by the press/media that:

“A rider suffered a fatal injury but no further information will be released until the next of kin have been informed. British Riding Clubs are currently working with the Police and the HSE in trying to establish what has happened”.

In addition to the above, or in place of it, the following should be briefed to the press. The information should be released at a pre-arranged time and place so as to avoid duplication. Again consultation with the Police is essential. They should be requested to attend with you at the press conference.

“It is with the deepest regret that we announce that Mr/Mrs/Miss/Ms
 (First Name).....(Surname).....
 died as a result of a fatal incident whilst competing at.....
 (Type of Event).....(Venue).....
 The incident took place at about.....am/pm today
 the.....(Date).....
 (First Name)..... was aged
 From.....(Home Town).....'s.
 (First Name) horse,(Horse's Name), a.....
 (Age)..... year old gelding/mare/stallion.”

Do not pre-judge any police findings or apportion any blame on rider / horse or third party. If asked as to liability then reference should be made to:

“British Riding Clubs will be working with the Police and/or HSE to establish how this tragic incident occurred. It would not be appropriate to comment on any cause before an HM Coroners Inquest.”

“No further details are available at this time but we will of course update you as and when we can.”

Pre-write your press release and if possible voice record all dealings with the media. Do not be drawn into “Off the record remarks” or speculation. A typed press release can be very useful as many press agencies will request by phone any information available; this can then be faxed or emailed. Do not be afraid of asking reporters to produce their press cards and note down who you have spoken to.

Press conferences should be held away from public gaze and away from where the incident occurred. Requests to photograph the scene should be allowed only after consultation with the police. If allowed the area should be sanitised of any discarded medical or police scene material. If contaminated with body fluid then decline request. Photographs of dead horses under covers should be avoided. The police can provide assistance if the press start to trespass in order to gain photographs.

Social Media – prior to event brief event officials, stewards and helpers against negative or speculative use of social media during serious incidents or accidents.

8.4 Assisting Police & HSE

It is important that the Official Steward ensures that the police recognise that they are an experienced and well informed official. If you have competed at a high level or been an event organiser for several years or an experienced judge/official tell them so and make the point that you are in a position of authority.

The Official Steward should be available to liaise with the Police’s Senior Investigating Officer (SIO) and must agree any information that is likely to enter the public domain either via the press or other means.

If the Health & Safety Executive did not attend they must be informed within 24 hours of the incident. The HM Coroner will be notified by the police but it is good practice to contact the Coroner’s Officer to introduce yourself and provide contact details.

8.5: Liaison with BRC

The Official Steward should as soon as possible contact the following British Riding Club Officials:

- BRC Number 02476 840518

An out of hour’s number has been made available to all Area Reps and Official Stewards.

8.6 Action by BRC

BRC should appoint a board of enquiry to assist and support the Official Steward in the forthcoming investigation. If practical a neighbouring area Official Steward should attend to back up the Official Steward at the event. This will of course be subject to distance and availability. If this cannot be done in person telephone support should be considered.

The Head of BRC will arrange for the Insurers to be notified along with the relevant sections within the British Horse Society.

The Official Steward must confirm before leaving the site that they are fully in possession of relevant facts about the competition and any documents/site plans/ course plans not seized by the police are collected and retained by them. They should be in possession of fence dimensions and if possible a photograph of the scene. Entry forms, declaration sheets along with Accident Forms,

and the completed Accident Book should also be retained. This will make making a statement at a later date a lot more accurate.

8.7: Handling Horse Fatalities

The Official Steward is in charge and should hand over the responsibility for the continued running of the event to a pre-nominated Assistant Official Steward. The protocol for handling Rider Fatalities should be followed as well as the following additional information.

Official Steward should immediately inform:

The Event Organiser and/or Venue Manager/owner
The Serious Incident Team
Senior Attending Veterinary Surgeon.

It maybe that some or all of the above are already aware but it is better they are told twice than not at all. Remember that transmitting and receiving radio or mobile phone calls can always be overheard – therefore, to avoid sensitive messages being compromised, volume controls should be sensibly set and crowded conditions avoided. Alternatively you may consider introducing code words for security reasons and to prevent misunderstanding which MUST be known by all members of the Serious Incident Team (SIT).

- Official Steward must ensure that any key witnesses are identified and that they remain at the scene or nearby. In conjunction with the attending vet, the Official Steward must conduct an immediate a thorough enquiry, establishing the cause of the incident and death.
- Official Steward must confirm that the rider, unless known to be seriously injured or receiving immediate medical attention, be informed that the horse has been confirmed as deceased by the attending vet. Every effort must be made to trace the horse owner, Club
- Chef d'Equipe or Club Official in order that they can be advised as well or instead of the rider.
- Arrangements should have been made prior to the event, and documented in the Serious Incident Plan (SIP), for handling and subsequent removal of remains and for the final disposal of the carcass. Every effort should be made to establish the owner's wishes and where possible co-operate with their wishes. However, carcass should not be left in situ. Suggested equipment on hand:

Horse Ambulance
Winch
Tarpaulin
Personal Protective Equipment for personnel dealing with remains.
Lifting Equipment (Tractor Front Loader or Telehandler)
Tractor

The carcass should be moved to a pre-arranged temporary store area.

- The Official Steward should ask the Vet to provide a death certificate in case the owner requires one for insurance purposes. In some circumstances the owner/vet may wish a post mortem examination to establish the cause of death. In order not to further distress the owner, they should not be asked to pay any charges incurred in the removal/disposal of the carcass. On production of a written quote/invoice the Area will be reimbursed by British Riding Clubs Head Office.

8.8: Press & Media, Liaison with BRC and Action by BRC

The protocol for handling Rider Fatalities should be followed.

8.9: Serious Incident Plan

Producing a Serious Incident Plan has three main benefits:

1. Identifies risks or potential risks.
2. Identifies what measures need to be put in place for the protection and well-being of competitors, members of the public, volunteers, officials and contractors.
3. Identifies the roles and responsibilities of individuals, groups or organisations.

Remember when formulating your plan to do so in consultation with other members of your event team and any other groups or individuals that have a role to play regarding the safety and control of the public.

Keep the plan simple and to the point, but most of all user friendly. When the plan is complete, it is essential to brief all of those involved in implementing it. They must fully understand their roles and responsibilities. Remember no one has time to read a plan when an incident occurs.

Remember to familiarise yourself with the following when considering your plan:

- Insurance Cover and requirements (Public Liability)
- Legislation such as Health & Safety, Food Preparation, Fire Regulations
- Local Authority Guidelines and requirements
- BRC Handbook
- BRC Datasheets.

Your plan should not only include the event itself but also the preparation, execution and clear-up phases when the SIT is on site. These can be broken down and identified using either direct reference or phase titles A, B, C or 1, 2, 3 etc.

Other factors must also be planned for and suitable protocols produced:

- non-competitor fatality, serious injury or sudden illness and the affect using any medical services on site will have on the continued running of your event
- **means to provide privacy for the patient either by screens, gazebo's or use of cars to block view from public**
- adverse weather or other natural disasters
- incident outside your event – Road Traffic Accident closing local roads
- protesters either at event or outside of event
- criminal activity at the event
- cancellation or postponement
- key management or officials no longer available
- receiving outside emergency assistance
- helicopter and Air Ambulance reception
- media relations
- aggressive competitors or incidents of assault etc.
- reporting of accidents and incidents see Section 7.9 of the Guide
- accident Investigation and documentation.

Serious Incident Team – decide who should be in this group and ensure they know their role and responsibilities. The SIT should be led by the Official Steward and it would be normal for the following to also be included as a minimum:

- the event secretary or organiser
- a representative from the medical team the vet the Health & Safety Adviser the Press Liaison Officer.

The venue owner may need to be included. Remember that there may be expertise available from within the host club or the area – police officers, paramedics, other emergency services personnel etc. that are used to managing such incidents.

Set up robust communication for this team and coded response messages to prevent unnecessary disclosure of information leading to compromise, remember that radio and mobile phone calls can be overheard by third parties.

The plan should be both proactive and reactive, they should also be achievable and within the capabilities of those involved. Break down key actions to agreed protocols.

There is no generic contingency or serious incident plan that can be supplied "off the shelf" that will fit every event but basic planning will assist you the next time you come to run an event.

An example Serious Incident Plan can be found in ER Appendix 3.

9: GUIDANCE REGARDING DISABLED VISITORS TO EVENTS

9.1 The Equality Act

The Equality Act became law in October, 2010. It replaced previous legislation (such as the Race Relations Act 1976 and the Disability Discrimination Act 1995) and provides a legal framework to protect the rights of individuals, and advance equality of opportunity for all.

The Equality Act 2010 outlines the following:

Discrimination is defined as 'Where a disabled person is treated less favourably than an able bodied person as a result of their disability, or is subject to a substantial disadvantage in accessing premises, services or events'.

Discrimination may not necessarily be unlawful if the actions taken are proportionate in achieving a legitimate objective, such as maintaining health and safety. However, reasonable adjustments to your standard policies and arrangements should be made to accommodate the needs of people with disabilities. This means anticipating their needs in advance when arranging events and also responding reasonably on the day to requests for adjustments to policies or practices or for additional assistance.

9.2 Organiser Considerations

With this in mind, the following steps should be considered by Organisers, in order to accommodate disabled visitors to events:

- A designated disabled parking area, clearly marked and as close to the main areas of the event as possible
- Designated disabled toilets, easily accessible and clearly marked on any site maps
- Designated viewing areas for any dressage or SJ phases, which are accessible to wheelchair users and other mobility vehicles / aids
- Include the above considerations in your event planning and risk assessments and health & safety documentation
- Refer to the use of all-terrain vehicles (ATV's) in any health and safety guidance
- It is common practice for equine events to stipulate that ATV's or motorcycles are not allowed. However, consideration should be given to identifying a suitable area where disabled visitors using ATV's or wheelchairs can access and view
- It is usual for events to stipulate that ATVs are not allowed on the XC course. However, consideration should be given to identifying a suitable viewing point that disabled visitors using ATVs or wheelchairs can access, in order to view some of the course.
- If ATVs are allowed on some or all of the XC course, this must be documented in the event risk assessment to ensure the drivers of those ATVs are provided with route maps giving safe areas for them to travel.

The following statements can be helpful if posted at the event in the Secretary's or disabled parking areas:

Visitors with mobility restrictions should contact the secretary's office for information and assistance regarding accessibility at this event, including access to the cross country course.

For safety reasons, no motorised vehicles including ATVs are permitted on the cross country course other than officials vehicles. Visitors with mobility restrictions who would otherwise use motorised vehicles should contact the secretary's office for information and assistance. Where possible, alternative arrangements will be made for you to access the cross country course. [Indicate any viewing areas in which ATVs are permitted]

9.3 Other Useful Resources

- <https://www.gov.uk/guidance/equality-act-2010-guidance>
- <https://www.equalityhumanrights.com/en/equality-act-2010/what-equality-act>
- Datasheet DS19 – Carrying out a Risk Assessment
- Datasheet DS34 – Role of an Event Organiser
- BRC Handbook – Event Rules and Regulations

10: DRESSAGE COMPETITIONS

This section gives key points for all dressage and riding test competitions. Qualifiers should follow these guidelines and it is highly recommended for clubs shows where relevant.

Officials and Volunteers

Dressage Judges – see section 5 judges, officials and volunteers in section 3 of the handbook along with D1 and D2 in Section 2 of the Handbook

Writers – one per judge

Steward – one per arena or one per two arenas

Tack Steward – not compulsory but can be used to advise competitors

Scoring Team – the number of scorers will depend on number of arenas and competitors. You should have a chief scorer who can look into any scoring queries (alongside the OS at qualifiers). Assistant scorers to add up tests and a score sheet coordinator which is important when using more than one test, who can check all score sheets have been received from the judge. Scorers should be in a warm dry place close to the scoreboards, so the scoreboard writer is able to get to them quickly.

Score sheet collectors – the number of arenas and distance to take the score sheets will need to be considered to determine how many will be required.

Layout

The arenas must be on level ground whether this is a surface or on grass, whilst it need not be flat, a gradual fall is acceptable. It must not have humps or bumps. Always ensure that each arena is free of man-hole covers, drains, stand pipes etc.; they may not be visible so walk the whole area carefully.

The going should be “good” with adequate grass cover, short grass is not always safe and it can be slippery.

The arenas, either 20m x 40m or 20m x 60m must be properly erected with markers correctly positioned as per ER Appendix 4. There should be sufficient space between the arenas. Adjacent arenas should be a minimum of 5m apart but preferably 10m. Ensure the area is risk assessed for any potential hazards such as busy roads or livestock in a nearby field.

A suitable warm-up area should also be provided. Spectators should be kept separate from this area.

The arena should be marked either by:

- a continuous surround or white boards,
- intermittent white boards placed at each corner and opposite each marker
- painted white lines on the ground with white posts 90cm high in the corners of the arena.

The outside markers must be clearly visible with the letters displayed in either black or white and may be placed up to 50cm from the edge of the arena. Pegs not less than 30cm and no more than 60cm may be placed next to the arena boards with no more than 15cm showing above them, opposite each outside marker. When the arena is delineated only by a white line the pegs must be placed 15cm outside this line. A gap of one metre each side of the centre line must be left at A to form an entrance and the A marker placed far enough back (10 metres) to allow the horse to enter the arena on a straight track. When the arena is marked by white lines only two posts should be placed one metre each side of the centre line at A to mark the entrance.

Equipment

The following equipment will be required for each arena:

- a judges box or car is required for each arena. This will need to be centred opposite the centre line and approximately 5 m from the arena at C. Judges should be permitted to position their own car.
- a bell, whistle or car horn (a variety will be required if arenas are close to one another)
- clipboard (either A4 or A3 depending on size of score sheet) and pens for the writer
- sufficient quantity of the relevant judges score sheets
- lists of running orders and their times for that arena for the judge, tack steward, arena steward etc
- it can be a good idea to put a label on the clipboard with any important information the officials may require such as differences between BD and BRC rules.

See CR Appendix 9 along with section 5 of section 3

Arenas

The number of arenas will be dictated by the number of tests in the class. For example, in the Open Dressage each team member rides a different test, so four arenas would be required. Where there is a large number of entries and numbers go over the maximum per arena as set out in CR Appendix 9, you will need to run additional arenas. If you split the arenas without exceeding the maximum number you will be required to apply CR Appendix 11 to your results to get the qualifying places, which can cause disappointment to competitors who have won their arena and do not receive an invite. If this is necessary, the competitors should be informed so they know that winning their arena does not mean they will be invited.

Numbers per arena are based off your pre-entries at the closing date. If you accept late entries which pushes you over the maximum number of competitors contact the office as your results sheet may need updating.

Competitor Times

The information on the spacing between competitors is set out in CR Appendix 9. Where the interval is shown as 6 & 7 minutes, the times should be calculated alternately for example 0900, 0907, 0913, 0920, 0926 and so on. Intervals with one number are allocated on that number only.

Running Orders

There should be a drawn order for all qualifiers. Where possible, competitors of the same team should not perform consecutively in the same arena. This is to allow for changing conditions throughout the day. If teams are consecutive one team may ride in heavy rain and the other may rider in bright sunshine which can be unfair. This may not be possible for reasons such as limited parking etc. at the venue. The organiser in accordance with the OS may choose to run consecutively if required. Competitors who are competing in more than one class need consideration to avoid

time clashes and have sufficient time (a minimum of 30 minutes is recommended depending on the competition).

Dressage to Music Competitions

All of the above applied to Dressage to Music classes with the added considerations:

- a PA system to play the music,
- a music coordinator who can check in the music and then release the music again once used,
- licencing to play the music (BRC cover the licence for qualifiers).

11: SHOW JUMPING COMPETITIONS

This section gives key points for all show jumping (SJ) competitions. Qualifiers should follow these guidelines and it is highly recommended for clubs shows where relevant.

Officials and Volunteers

Judges SJ - there should be two SJ judges per arena with one of those judges being a current member of the BS or SJA Panel of Judges. One of the two judges should be able to manage the timing equipment but an additional time-keeper may be appointed.

Steward – a collecting ring steward is required per arena.

Tack Steward – not compulsory but can be used to advise competitors.

Scoring Team – SJ classes can be run with one scorer to update the score boards as judges will finalise the scores. For style jumping see dressage section 10.

Course Builder – it is highly desirable that the course builder is on the current panel of BS Course Builders.

Commentator – not compulsory but gives atmosphere to an event and can also promote the sponsors.

For BS judges and course builders see the BS website. [http:// www.britishshowjumping.co.uk/ page/Officials](http://www.britishshowjumping.co.uk/page/Officials)

Layout

The arenas should be a roped arena about 60m x 80m or larger if possible. Use the flattest ground available. The ring should be roped and staked with the facility to close the entrance/ exit during the round. Always ensure that each arena is free of man-hole covers, drains, stand pipes etc.; they may not be visible so walk the whole area carefully.

The course should be designed to provide for a flowing performance, sharp turns and abrupt changes of direction should be avoided and it is undesirable to have too many changes of direction in the course.

The course will consist of a designated number of fences that is to BS or SJA standard or above, details can be found in the BRC Handbook (Appendix 8A). A proportion of the fences should be built with fillers e.g. hanging fillers, brushes etc.

Fences should be a mixture of true upright fences, spreads and triple bars. They should not be the same height and spread throughout the course but should vary. Dimensions must remain within the specifications for the class.

The top pole of any fence is strongly recommended to be wooden.

Fences should not be less than 2m wide and may be painted in any colour. They should be numbered with numbers on the right of the fence. The first fence should be an inviting one.

Distance in doubles should be those for horses as described in the BS Rule Book. Safety cups, to FEI standard, must be used on the back and centre of spread fences including all Working Hunter jumps/courses and practice fences.

The course may be raised and/or altered at the discretion of the judge and the Official Steward for both parts of the second round. Consideration should be given to the standard of competition in the first round as to whether the course is built to maximum height. The start and finish line must be a minimum of 6m and a maximum of 25m from the first/last fence. The start and finish lines must be defined by two flags or markers.

The length of the course should be measured and the Time Allowed and Time Limit calculated. A course plan indicating the course track, time allowed, time limit and jump off course must be displayed in the collecting ring at least 30 minutes before the start of the competition. An identical plan must be provided to the judge. A dotted line on the plan indicates an optional track that may be followed or left without penalty. A full line indicates a mandatory track that must be followed.

There must be a minimum of two practice fences in the collecting ring, one upright and one spread which must be flagged with red and white flags or wing tops to denote the direction in which the fences are to be jumped. The collecting ring should be fenced to provide a safe enclosed area.

The course must be ready for inspection by competitors at a reasonable time before the start of the competition and after the judges' agreement to the course.

Equipment

The following equipment will be required for each arena:

- judges box with chairs and table if possible
- a bell, whistle or horn (ensure that they are varied if rings are close to one another)
- electronic timing with stop-watch as a back up
- clipboard and pen for the writer
- judges score sheets
- collecting ring steward with running orders (a whiteboard could be used to write down the next few competitors)
- lists of running orders for all stewards and judges
- PA box where a commentator is used
- Radios
- Sufficient spare poles and wings in case of breakages

Arenas

There is no maximum limit on number of competitors in an arena for SJ. If the classes are long it is good practice to have breaks for judges comfort and also to allow competitors to walk the course.

Competitors Times

Competitor's times should be allocated at two-minute intervals

12: HORSE TRIALS COMPETITIONS

This section gives key points for all cross-country (XC) competitions. Qualifiers should follow these guidelines and it is highly recommended for clubs shows where relevant. For the dressage and SJ phases please see section 10 and 11.

Officials and Volunteers

Fence judges – are appointed at every fence, ideally in pairs. Fence judges may cover more than one fence if required providing they are in a position to maintain control of the fence and the fences are not too far apart.

Control – this ideally should be a team of people who monitor all competitors around the course. They will be in charge of deploying emergency services to relevant fences and also instructing fence judges on stopping competitors if required. For qualifiers this should be a minimum of one

person in a static location monitoring the course.

Commentators – not compulsory but can create an atmosphere and promote the sponsors.

Collecting Ring Steward – required to monitor the warm-up arena.

Tack Steward – not compulsory but good to have to advise competitors – they should not ask competitors to remove body protectors to check in the warm-up arena, this should be done at the secretary marquee upon arrival where possible.

XC Starter – counts down the competitor onto the course.

XC Timekeepers – covering start and finish recording times.

XC Steward – to assist with fence judge queries and offer comfort breaks if required.

Refreshment Coordinator – not compulsory but good idea to provide tea, coffee and water for an event – cake goes a long way.

BE Technical Advisor – not compulsory but a BE Technical Advisor could be used to aid with course queries and ensuring the course is of standard.

Course Builder and Designers – should be a reputable person ideally BE accredited.

Fence Repair – a team of people to repair fences if broken.

Layout:

Cross-Country:

A cross country course is between 1600m and 2800m in length with 18 to 25 jumping efforts (for more details see HT1 rules.) Care should be taken that the first three or four fences are inviting. Organisers can design their course how they wish providing that it is within the rules of the competition and should make as much use as possible of natural features.

Timber and other materials for fences must be strong and resilient. Brush fences that can be knocked over should not be used. Fences which a pony/horse is expected to jump through must never have a solid rail behind them, unless there is a clearly defined substantial rail at the same height or higher on the take-off side. The width of an island fence and/or open water i.e. the distance between red and white flags should not be less than 4.5m unless it is specifically designed to be a narrow obstacle asking an accuracy question. Ditches must have sound edges and the jump must be as long as possible to avoid poaching. Where artificial ditches are dug, the take-off edge must be reinforced with timber such as sleepers, otherwise the edge may break down. Riveting or reinforcement on the landing side should be kept below ground level.

It is essential for time keeping purposes that the start and finish of the cross-country are adjacent to one another. The Start and Finish must be marked with flags and boards marked “Start” and “Finish”.

Compulsory turning flags must be used only if necessary and must be of the appropriate colour. Yellow or orange direction flags can be used to help riders follow the course.

Fence numbers should be bold and either placed in the ground in close proximity to the fence or attached to a flagpole.

At least one inviting, solid fence, flagged with red and white flags, should be provided near the start as a practice fence.

The length of the course should be measured and the Optimum Time and Time Allowed calculated. A copy of the course plan to be followed and its length, Optimum Time, Time Allowed, numbering

of fences, alternative fences, compulsory turning points etc. should be displayed in a prominent place, ideally in Secretary's and in the Collecting Ring.

The Organiser must arrange for the Official Steward to undertake the course inspections. Ideally the Official Steward should first see the course several weeks before the event so that there is time for changes to be made if necessary. The course should be fully numbered, flagged etc. before the Official Steward's final inspection prior to it being open to competitors.

Numbering is usually as follows:

70	Yellow
80	Purple
90	Orange
100	Pink

Cross-Country Fence Design and Safety

Refer to BE cross country guidelines booklet

Basic Principles

Whenever the Official Steward or competition Organiser is inspecting a course for suitability for a competition the following basic principles should always be borne in mind:

- never try to trick the horse or rider
- there is no need to be an innovator, tried and tested design concepts are invariably the best options
- only use cross-country fences which you believe to be suitable for the level of competition
- follow the BRC Rules and Guidelines for Stewards and Organisers
- if you have any doubt about a fence do not use it
- the good horse, well ridden, should make the course look easy
- always consider what will happen with a bad rider
- what is the object of the course as a whole; Is it an educational step for horse and rider; Is it to test the best and will the worst get round safely; Is it difficult or easy enough to have the correct influence on the competition and result.

General Guidance

The most important single factor enabling a pony/horse to judge a fence correctly is a really solid and impressive top line to the fence – which is why the increase in the size of timber now normally used has been beneficial. The next most important factor is a good ground line, or the avoidance of a false ground line i.e. material that is further away from the line directly below the top of the fence causing the horse or pony to misjudge the point of take-off and potentially hitting the top of the fence.

At all levels of event, fences with a spread, whether solid or open, are easier for ponies or horses to judge if the top is not completely horizontal i.e. if they are an ascending spread. The precise location and dimensions of a fence will determine whether it is necessary to make it ascending. It is believed that ponies and horses aim at or focus on the top line of a fence. If for any reason they cannot see the back rail of the fence clearly, they may not realise that they have to jump it and may bank it.

Securing of Portable Cross-Country Fences and Fitting of Pins and Reverse Pins

Please see BE related documents.

Equipment

The following equipment will be needed for XC control:

- commentary unit sited to provide maximum visibility of the whole course

- plot board with details of XC course, fence numbers and names and course length along with details of fences with pins
- accident forms and incident log
- commentary slips for each competitor
- radio communication with fence judges, emergency services, organisers and steward
- PA system and commentator
- synchronised timing clock or stopwatch
- copy of communications plan.

The following equipment will be required for the XC steward:

- radio
- accident forms
- lists of competitors and their starting times
- copy of the course plan to be followed and its length, optimum time, time limit, numbering of fences, alternative fences, compulsory turning points etc.
- copy of communications plan.

The following equipment will be required for the collecting ring steward:

- radio
- accident forms
- lists of competitors and their starting times
- copy of the course plan to be followed and its length, optimum time, time limit, numbering of fences, alternative fences, compulsory turning points etc.

The following equipment will be required for the fence repair team:

- radio
- lists of competitors and their starting times
- copy of the course plan to be followed and its length, optimum time, time limit, numbering of fences, alternative fences, compulsory turning points etc.
- spare poles, a supply of fence-building materials and equipment etc.

The following equipment will be require for fence judges:

- Fence Judge Guidelines Booklet
- fault pads
- whistle
- red flags
- stopwatch
- accident forms
- radio. Ideally every fence judge should be in radio communication with cross-country control.
- A red flag only is required for stopping a horse on course. If there is no radio a full set of emergency flags (Red, Blue, White and Orange) will be required.

Competitors Times

Competitor's times should be allocated at two minute intervals, competitors will take approximately five minutes to complete, and thus, three riders may be on the course at the same time. It is strongly recommended that the starting interval is no less than two minutes.

Order of Starting Dressage:

There should be a drawn order for all qualifiers. The first team member in each team jumps, followed by the second in each team, then the third in each team and finally the fourth. In certain cases, with the Official Stewards consent, team members may jump one after the other. Individuals may be scheduled to jump whenever convenient.

Timetable for Horse Trials

Example Timetable:

Safety Briefing	0800
Dressage starts	0900
Fence Judge Briefing	0930

Show Jumping starts	1000
Cross-Country starts	1100
Prize giving	1600 (approx.)

Competitors must be allowed at least 30 minutes between each phase.

Fence Judge Briefing

It is essential that all fence judges are briefed as to their responsibilities before the start of the cross-country phase. Ideally you should allow 60 minutes for the briefing plus another 20 – 30 minutes for them to get into position on the course. This briefing should be undertaken by the Official Steward, the Cross-Country Steward and/or Controller, and should include:

- how to judge a competitor
- what is considered outside assistance
- how to complete the fault pads
- sheet collection arrangements / how scores are being collected
- timing procedures especially if a pony/horse has to be stopped
- how to ensure safety at each fence, use of whistle as a warning etc.
- how to use the radio
- use of flags, if each fence does not have a radio:
 - Red – Medical assistance
 - Blue – Veterinary assistance
 - White – Fence repair assistance
 - Orange – Course blocked
- emergency procedures, including use of radio.

13: COMBINED TRAINING COMPETITIONS

For Combined Training – refer to dressage and show jumping of Horse Trials. See 14: Horse Trials.

14: ARENA EVENTING COMPETITIONS

This section gives key points for all arena eventing competitions. Qualifiers should follow these guidelines and it is highly recommended for clubs shows where relevant.

Officials and Volunteers

Judges - there should be two SJ judges with one of those judges being a current member of the BS or SJAI Panel of Judges. One of the two judges should be able to manage the timing equipment but an additional time-keeper may be appointed. The judges should be able to see whole course; if this is not possible Fence Judges should be appointed and in radio contact with the judges.

Steward – a collecting ring steward is required.

Tack Steward – not compulsory but can be used to advise competitors.

Scoring Team – Arena Eventing classes can be run with one scorer to update the score boards as judges will finalise the scores.

Course Builder – it is highly desirable that the course builder is a BE or BS Course Builder provided they have been a copy of the BE document on securing portable fences.

Commentator – not compulsory but gives atmosphere to an event and can also promote the sponsors.

BE Technical Advisor – not compulsory but a BE Technical Advisor could be used to aid with course queries and ensuring the course is of standard (fixed fences only).

Fence Repair – a team of people to repair fences if broken, should be available (fixed fences only).

Layout

Show Jumping

The course should be designed to provide for a flowing performance, sharp turns and abrupt changes of direction should be avoided and it is undesirable to have too many changes of direction in the course.

The course will consist of a designated number of fences, details can be found in the BRC Handbook that is to BS or SJAI standard or above. A proportion of the fences should be built with fillers e.g. hanging fillers, brushes etc.

Fences should be a mixture of true upright fences and spreads. They should not be the same height and spread throughout the course but should vary. Dimensions must remain within the specifications for the class.

Hollow plastic poles are not allowed. All plastic covered poles must have a wooden core to ensure that they are the same weight as a painted timber pole. It is strongly recommended that the top pole of any fence is wooden.

Fences should not be less than **2m** wide and may be painted in any colour. They should be numbered with numbers on the right of the fence. The first fence should be an inviting one.

Distance in doubles should be those for horses as described in the BS Rule Book. Safety cups, to FEI standard, must be used on the back and centre of spread fences including all Working Hunter jumps/courses and practice fences.

The start line must be a minimum of 6m and a maximum of 25m from the first fence. The start line must be defined by two flags or markers.

There must be a minimum of two practice fences in the collecting ring, one upright and one spread which must be flagged with red and white flags or wing tops to denote the direction in which the fences are to be jumped. The collecting ring should be fenced to provide a safe enclosed area.

The course must be ready for inspection by competitors at a reasonable time before the start of the competition and after the judges' agreement to the course.

The joker fence should be set at a maximum of 10cm higher than the maximum height stated. This is at the discretion of the course builder and official steward. The finish line must be a minimum of 6m and a maximum of 25m from the joker fence. The finish line must be defined by two flags or markers.

Cross-Country

Care should be taken that the first fence is inviting. Organisers can design their course how they wish providing that it is within the rules of the competition and should make as much use as possible of natural features.

Timber and other materials for fences must be strong and resilient. Brush fences that can be knocked over should not be used. Fences which a horse is expected to jump through must never have a solid rail behind them, unless there is a clearly defined substantial rail at the same height or higher on the take-off side. The width of an island fence and/or open water i.e. the distance between red and white flags should not be less than 4.5m unless it is specifically designed to be a narrow obstacle asking an accuracy question. Ditches must have sound edges and the jump must be as long as possible to avoid poaching.

Fences in this section may be working hunter fences and provision for knock downs are in the Arena Eventing section of the Handbook.

Fence numbers should be bold and either placed in the ground in close proximity to the fence or attached to a flagpole.

At least one inviting, solid fence, flagged with red and white flags, should be provided near the start as a practice fence.

General

The length of the course should be measured and the Optimum Time and Time Allowed calculated. A copy of the course plan to be followed and its length, Optimum Time, numbering of fences, alternative fences, compulsory turning points etc. should be displayed in a prominent place, ideally in Secretary's and in the Collecting Ring.

The Organiser must arrange for the Official Steward to undertake the course inspections. The course should be fully numbered, flagged etc. before the Official Steward's final inspection prior to it being open to competitors.

Numbering is usually as follows:

70 - Black/Green/Yellow (depending on the venue)

80 - Purple

90 - Orange

100 - Pink

Cross-Country Fence Design and Safety

Refer to BE cross country guidelines booklet

Basic Principles

Whenever the Official Steward or competition Organiser is inspecting a course for suitability for a competition the following basic principles should always be borne in mind:

- never try to trick the horse or rider
- there is no need to be an innovator, tried and tested design concepts are invariably the best options
- only use cross-country fences which you believe to be suitable for the level of competition
- follow the BRC Rules and Guidelines for Stewards and Organisers
- if you have any doubt about a fence do not use it
- the good horse, well ridden, should make the course look easy
- always consider what will happen with a bad rider
- what is the object of the course as a whole; Is it an educational step for horse and rider; Is it to test the best and will the worst get round safely; Is it difficult or easy enough to have the correct influence on the competition and result.

Equipment

The following equipment will be required:

- judges box with chairs and table if possible
- a bell, whistle or horn (ensure that they are varied if rings are close to one another)
- electronic timing with stop-watch as a back up
- clipboard and pen for the judge
- judges score sheets
- collecting ring steward with running orders (a whiteboard could be used to write down the next few competitors)
- lists of running orders for all stewards and judges
- PA box where a commentator is used
- Radios
- Accident forms
- sufficient spare poles and wings in case of breakages.

Arenas

There is no maximum limit on number of competitors in an arena for Arena Eventing. If the classes are long it is good practice to have breaks for judges comfort and also to allow competitors to walk the course. Careful consideration will be needed if more than 1 competitor is on course at a time.

Competitors Times

Competitor's times should be allocated at two-minute intervals.

Order of Starting

There should be a drawn order for all qualifying competitions. The first team member in each team jumps, followed by the second in each team, then the third in each team and finally the fourth. In some cases, with the Official Stewards consent, team members may jump one after the other. Individuals may be scheduled to jump whenever convenient.

General Guidance for Solid Fences

See Horse Trials guidance on cross-country section 12.

Securing of Portable Cross-Country Fences and Fitting of Pins and Reverse Pins

Please see BE related documents.

15: OBJECTIONS AND DISCIPLINARY PROCEDURES

15.1: Eligibility

Any protest that is based on the eligibility of a pony, horse or rider to compete should be made in writing to the Head of BRC within two days of the event.

15.2 : Protests

Protests on the day should be handled by the Official Steward and the following procedure followed:

- Protests must be made no later than 30 minutes after the incident which gave rise to that protest, 30 minutes after the results have been published or, in the case of protests against qualification of horses, ponies or riders, 60 minutes after the start of the class.
- Protests must be lodged, in writing, by a representative of the competing Riding Club, or by an individual member in the case of Centre or Individual Membership. They must be addressed to the Competition Organiser and must be accompanied by a £20 deposit.
- Upon receipt of the protest the Official Steward must arrange for it to be investigated as soon as possible.
- The Official Steward must allow the objector to put their case verbally or in writing and to speak to any witnesses to the incident. The owner and or rider involved and any judges, officials or stewards must also be seen.
- The Official Steward may overrule the Judge and uphold the protest if it is decided that the judge's decision is contrary to the BRC Rules of the competition, except where the protest relates to what actually happened in the competition i.e. whether a fence was knocked down, whether a competitor left a dressage arena etc. In such cases the Official Steward may invite the judge to reconsider their decision in the light of the evidence presented to them, but the final decision lies with the judges alone.
- The Official Steward may overrule a fence judge if supporting information is presented.
- If the protest is supported then the £20 deposit is returned. If the protest is overruled the £20 deposit is forfeited. If the Official Steward considers the protest to be frivolous or mischievous then the £20 deposit may be forfeited.
- The Official Stewards decision must be given to all concerned, including the organiser, the show secretary, judges, objector, riders involved, witnesses etc.

- A full report of any protests received and their outcome must be reported to BRC and sent with the Results Sheets.

15.3 Conducting the Investigation

When conducting an investigation it is important to remember the following: Keep an open mind: do not assume any guilt or innocence, collect facts not feelings or assumptions.

Establish the facts: obtain details of what happened from any riders, owners, officials, judges, stewards or spectators who saw the incident do not accept hearsay (what someone heard some else say etc.). If someone has filmed the incident this can be viewed, however it is advisable not to accept video evidence in the case of timing objections.

Make notes: when obtaining facts make notes, these may be vital at any subsequent hearing.

Check rules: check the appropriate rule in the BRC Competition Rules section and the relevant discipline rule book, if appropriate

Make the decision: having obtained the facts, read the relevant rules (including the relevant discipline rules) then makes your decision

15.4: Reporting Your Decision

The Official Stewards' decision must be given to all concerned, including the organiser, the show secretary, judges, objector, riders involved, witnesses etc.

A full report of any objections received and their outcome must be reported to the BRC Office and sent with the Results Sheets.

15.5: Disgraceful Conduct

Any member of an affiliated club or any person participating in any way at an official competition who conducts themselves in a disgraceful manner which bring the name of an affiliated club or the BRC into disrepute shall be guilty of a breach of these rules.

15.6 : Disciplinary Committee and Action

The Official Steward will be the Disciplinary Steward at official competitions **and ensure disciplinary procedure is followed**. See G15 of the Competition Rules Section for more information.

16: SCORERS

Always ensure that you have sufficient scorers for the event and they have a quiet and private area to work in, they must be protected from competitors and the public and anyone else not directly involved in scoring. Scoring may be done online using an online system like Riding Club Results.

Each scorer should have a definite responsibility. There are a number of ways in which this can happen.

All calculations and entries should be checked by another person, who should then initial each sheet, this should happen as a normal matter of course, and it is not a reflection on the ability of the scorer.

16.1 : Scoreboards

The scoreboards need to be in a convenient place for scorers, competitors and spectators. It is important that the scoreboards are kept up to date during the competition and that all scores are displayed as many people like to look at results even after the prize giving. Unless the scoreboard is kept up to date objections may arise at the last moment and can delay the prize giving whilst investigations are undertaken. It's advisable to have scoreboards protected with polythene sheets in case of bad weather.

The final results should be displayed for 30 minutes before the prize giving in order to allow for any final objections.

16.2 : Prize Giving

It is suggested that you plan how and where to do the prize giving. For jumping competitions the prize giving normally takes place in the jumping arena, for dressage it needs to be a convenient but safe area. Allowance needs to be made for bad weather.

It is suggested that the awards are made in the following order:

Team Awards: 1st to 6th NB all 4 team members receive rosettes not just the three scoring members.

Individual Awards: 1st to 6th.

Full details of awards and the numbers to qualify can be found in CR Appendix 10. No one should advise competitors that they have qualified for a Championship, an invitation will be sent from BRC. Incorrect information on the day leads to acute disappointment. After the prize giving no alterations may be made to the results without reference to the Official Steward.

16.3 : Judging Sheets

All Dressage, judging sheets may be distributed once the final results are displayed on the scoreboard.

17: ADMINISTRATION FOR AREA QUALIFIERS

For all qualifiers the BRC Office will send the scoring materials to the Official Steward, either directly or via the organiser, that will include the following items:

- details of all pre-entries, by club, received by BRC Office
- result sheet template
- score sheets.

Official Stewards should ensure that:

- All club Declaration Sheets (if used) are presented by Chefs d'Equipe BEFORE the start of the competition
- All amendments of riders and/or horses are received BEFORE the start of the competition
- The entries on the Declaration Sheets do not exceed those on the pre-entries listing
- The horse/pony names on the declaration Sheets/entry forms are those on the flu vaccination certificate/passport
- When clubs have entered more than one team each team has a specific name i.e. Wilmslow Blue, Wilmslow White
- All results are entered on to the chosen results system. Not just 1st to 3rd and the completed results template sent to the organiser/ official steward in the qualifier pack matches this
- Record all Disqualifications/Eliminations on the Results Sheet, this includes those associated with flu vaccination irregularities
- Ensure that any incident reports, BRC Accident Report Forms, BRC Horse Fall Forms, flu vac fail forms and yellow flu vac card forms etc. are sent with the Results Sheets
- Ensure that details of all Official Objections (i.e. those paid for with a £20 deposit) are recorded on the Results Sheet indicating the objection details, the results of the investigation and the outcome.

Ensure that all relevant paperwork associated with an Area Qualifier Declaration Forms, Results Sheets, BRC Accident Report Forms, BRC Horse Fall Forms any Incident Reports, Objections etc. are completed and forwarded to the BRC Competitions Department

within three working days of the qualifier. If a qualifier is held late, with prior agreement, due to exceptional circumstances then all paperwork must be sent immediately after the qualifier.

The Official Steward will be the Disciplinary Steward at official competitions. See G15 of the Competition Rules Section for more information.

18: CLUB SAFEGUARDING OFFICERS (CSO)

The protection of children, young people and adults at risk while participating in any sport is of the highest importance as they should be able to take part in a fun, safe environment and be protected from harm. The BHS has implemented a generic Safeguarding and Child Protection policy. This implementation will also begin to encourage the production of good practice codes across the industry. As a member body of the BEF, it is important that the Riding Clubs movement introduces Safeguarding and Child Protection policies in order to adopt good practice. Riding Clubs are a key part of this implementation as the junior sections of clubs are the grass roots to many of the sporting disciplines, are far-reaching and structurally well organised.

19.1 : The role of the CSO is:

- To ensure that their clubs centres or school within their member body is aware of British Equestrian Federation (BEF)/BHS policies, procedures and guidelines
- Ensure clear communication at club level with regard to Safeguarding and Child Protection and Welfare
- Ensure parents/children are aware of the policy and procedures
- Distribute the policy
- Receive queries, offer support re any issues relating to Safeguarding and Child Protection
- Undertake training as necessary
- Respond to any allegations or complaints made from within your club
- Inform necessary personnel to support the process
- Report/deal with the complaint/allegation to conclusion in line with BHS reporting procedures and in conjunction with the BHS Lead Safeguarding Officer
- Provide and promote education and training to club support staff, members and volunteers
- Ensure that BEF/BHS for recruitment of staff and volunteers are followed and all appropriate existing staff or volunteers have up to date criminal records disclosures/ self- disclosures with guidance from your Lead Welfare Officer
- Ensure that codes of conduct are in place for club staff, volunteers, coaches, young people and parents
- Ensure confidentiality is maintained and information is only shared on a 'need to know' basis.

BRC EVENT RULES & REGULATIONS APPENDICES

ER APPENDIX 1: EXAMPLE TEMPLATE FOR HORSE TRIALS TIME TABLE

The Official Steward for this show is (name)

- 0730 Secretary's Office opens
 Competition Numbers (name)
 General Enquires (name)
 Flu Vaccination Certificates (name)
 Officials (name)
 Chief Scorer (name)
 Scorers (names)
 Press Enquires/Trade Stands (name)

All vaccination certificates must be checked prior to competing, any incorrect vaccinations will need to receive a 'Yellow Flu Vac' card from the official steward before being allowed to compete. Any queries refer to the vet (name).

- 0830 All Officials to report to Secretaries and then to go to briefings as follows: Trail Riders and Scorers to report to Chief Scorer (name) in scorer's tent

Air Cadets to report to Show Jumping Steward (name) in Show Jumping arena
 Ambulance and Doctor to report to Chief Cross-Country Steward (name) at Control
 Dressage Stewards to report to Chief Dressage Steward (name) in dressage arenas
 Horse Ambulance to report to Chief Cross-Country Steward (name) at Control
 Fence Repair Team to report to Chief Cross-Country Steward (name) at Control

- 0845 Fence Judges to report to Secretary's and go to the catering area for coffee and refreshments for a briefing at 0900

- 0900 Fence Judge Briefing starts
 Chief Dressage Steward (name)
- | | Arena 1 | Arena 2 | Arena 3 | Arena 4 |
|---------|---------|---------|---------|---------|
| Judge | (name) | (name) | (name) | (name) |
| Writer | (name) | (name) | (name) | (name) |
| Steward | (name) | (name) | (name) | (name) |

- 0945 Show Jumping Phase starts
 Chief Show Jumping Steward (name)
 Judges (names)
 Course Builder (name)
 Commentator (name)
 Collecting Ring Steward (name)
 Arena Party (names)

- 1030 Cross-Country Phase starts
 Chief Cross-Country Steward (name)
 Cross-Country Starter (name)
 Cross-Country Time Keepers (names)
 Cross-Country Controller (name)
 Commentator (name)
 Control Assistant (name)
 Cross-Country Scorers (names)
 Timekeeper (name)
 Timekeeping Assistant (name)
 Collecting Ring Steward (name)

- 1230 Chairman to meet guests/sponsors for lunch 1530 Prize winners table to be set up (names)
- 1715 Prize giving
- 1800 Secretary's Office closes

Example Timetable for an Open Show

0700 Main Gate opens

Flu Vac and parking officials arrive

All vaccination certificates must be checked prior to competing, any incorrect vaccinations will need to receive a 'Yellow Flu Vac' card from the official steward before being allowed to compete. Any queries refer to the vet (name).

Briefing is the Secretary's Office for all Chief Stewards and Officials

Show Director	(name)	Dressage	(name)
Show Jumping	(name)	Showing	(name)
Organiser	(name)	Secretary	(name)
Scoring	(name)	H&S Officer	(name)
Press Officer	(name)	Flu Vacs	(name)
Medical Team	(names)	Vet	(name)

0730 Secretaries Office opens

Competition Numbers	(name)
General Enquires	(name)
Officials	(name)
Press Enquires/Trade Stands	(name)

0830 Scorers to report to Chief Scorer (name) in scorers' tent
 Air Cadets to report to Show Jumping Steward (name) in Show Jumping arena
 Medical team to report to Organiser (name) at Secretary's Office

Dressage Stewards to report to Chief Dressage Steward (name) in dressage arenas

0900 Dressage Arenas 1 to 4

Chief Dressage Steward	(name)	Arena 1	Arena 2	Arena 3	Arena 4
Judge	(name)	(name)	(name)	(name)	(name)
Writer	(name)	(name)	(name)	(name)	(name)
Steward	(name)	(name)	(name)	(name)	(name)

There will be a coffee break at 1030; the competition is due to finish at approximately 1230. Rosettes 1st to 6th to be presented immediately after the competition (Press Officer to organise)

0900 Show Jumping Arena 5

Chief Show Jumping Steward	(name)
Judges	(names)
Course Builder	(name)
Commentator	(name)
Collecting Ring Steward	(name)
Arena Party	(names)

- 1430 Officials catering for afternoon to be checked by (name)
- 1700 Dressage AND Style Jumping sheets to be available from Secretary's Office 1830 Press Officer (name) to prepare results for local newspapers
- 2000 Secretary's Office closes

ER APPENDIX 2: EXAMPLE SERIOUS INCIDENT PROTOCOL

WHITE CITY RIDING CLUB ONE DAY EVENT GREEN ACRES FARM SATURDAY 28 MAY 2011

EVENT O.S. COORDINATES SW 497 509

OVERVIEW

The primary aim of the protocol is to establish the acceptable guidelines and procedures to be adopted by the necessary personnel, to investigate the causes of an accident to a competitor that results in:

Fatality or serious injury that could result in death.

A secondary aim is to ensure that the above protocol is conducted expeditiously and with minimal disruption to the competition.

PROCEDURE TO BE ADOPTED

Fence judge to advise Cross-Country Control (XCC). XCC will send emergency services to the fence. The Chief Medical Officer (CMO) will advise XCC (using the phrase agreed in advance) if the injury is considered life threatening or if the injuries are fatal. The following procedures will be adopted:

If the injuries are considered life threatening:

- i: XCC to put competition on hold. Fence Judge to stop the next competitor. XCC to notify Official Steward, Competition Director and BRC.
- ii: The Fence Judge and Fence Judge Coordinator (FJC) /XC Steward will assist in identifying eye witnesses, who will need to make statements.
- iii: If the condition of the horse allows, the tack will be inspected by the Official Steward, who will produce a statement with regard to its condition.
- iv: The CMO will be responsible for inspecting the riders protective clothing and retaining for further examination.
- v: The Official Steward and the Cross Country Repair Team to inspect the fence to establish whether it can be continued to be used safely.
- vi: The FJC to replace fence judges at fence in question.
- vii: Official Steward to inform XCC that the course is safe to be reopened.
- viii: Press Officer to issue holding statement.

If the injuries are fatal:

- i: XCC to put competition on hold. Fence Judge to stop the next competitor. XCC to notify Official Steward, Competition Director and BRC.
- ii: The Fence Judge and Fence Judge Coordinator (FJC)/XC Steward will assist in identifying eye witnesses, who will need to be taken to the incident room to make their statements.
- iii: If the condition of the horse allows, the tack will be inspected by the Official Steward, who will produce a statement with regard to its condition. The Official Steward will ensure the safe keeping of the tack until it is passed to the police for further inspection. iv: The CMO will be responsible for inspecting the riders protective clothing. The CMO will ensure the safe keeping of the protective clothing until it is passed to the police for further inspection.

- v: The Official Steward and the Cross Country Repair Team to inspect the fence and arrange for photographs to be taken of it. Under FEI rules any fence that has been involved in a fatality will be removed from the event.
- vi: The fence judges to be taken to the incident room to make their statements. vii: Official Steward to inform XCC that the course is safe to be reopened.
- viii. Removal of deceased person can only be authorised by the HM Coroner, however this will not stop medical teams transferring potential deceased to ambulance for life extinct assessment under the control of the senior medical official present.

ADDITIONAL PROCEDURES TO BE ADOPTED IN THE EVENT OF A FATALITY

- i: Serious Incident Team (SIT) to convene in the incident room. This will be identified for each individual competition. The nearest landline to this room is located at (to be completed).
- ii: Key witnesses to provide written statements and remain on site to liaise with the police. Photographic and video evidence to be sought and retained.
- iii: The Police are responsible for notifying the next of kin. CMO and competition secretary will have list of Rider Contact Details.
- iv: Press Officer to prepare statements for issue to press only when next of kin have been notified. Until this time a holding statement should be issued.
- v: Contact and inform BHS Communications Department and BHS Chief Executive as soon as possible.
- vi: (to be completed for each competition) to act as hospital liaison.
- vii: Health and Safety Officer (HSO) to inform Health and Safety Executive (HSE). BHS Chief Executive to inform Estate insurance company.
- viii: Press Officer to issue statement.

The following information will need to be compiled as soon as possible:

- Full rider details
- Full horse details
- Attending doctor
- Attending vet
- Hospital name
- Time of incident
- Fence number
- Incident location map/course plan
- Accident report form
- Fence description form
- Medical Officers report form
- Riders medical card
- Witness statements
- Witness list
- Relevant fence judges score sheet (showing time of incident)
- Cross country master score sheets
- Photographic evidence
- Copy of F2508 HSE notification

EXAMPLE SERIOUS INCIDENT PROTOCOL TEAM – RESPONSIBILITIES

The Serious Incident Protocol team (SIP) will be led by Hilda Crane (Official Steward), assisted by Jean Simmons (Organiser). In the event of an incident James Sycamore (Secretary) would take over the running of the event.

The members of the SIP are:

Hilda Crane	Official Steward	Mobile Number
Jean Simmons	Organiser	Mobile Number
Catherine Tremayn	Health & Safety Officer	Mobile Number
Charles Tremayn	Cross Country Steward	Mobile Number

Chris Kirby	Veterinary Surgeon	Mobile Number
Adam Black	Doctor	Mobile Number
Russell Burns	Medical Provider	Mobile Number
George Hathaway	Family Support	Mobile Number
Rhoda O'Donovan	Hospital Liaison	Mobile Number
Stephen Lowry	Horse Ambulance	Mobile Number
David MacDonald	Fence Repair	Mobile Number

It is the wish of White City Riding Club to continue with the running of the event if possible. In the event of a fatality or possible fatality the Police must be notified. This is the responsibility of the SIP Team and should be done as soon as possible after the incident has occurred.

In the event of a rider fatality the body may be removed to Green Acres Farmhouse.

A SIP meeting room will be available in Green Acres Farmhouse. Hilda Crane has access to the key.

A seriously injured horse or horse fatality will be dealt with by the veterinary surgeon. The body would be removed to the hay barn at Green Acres Farm to await collection.

In the case of a seriously injured horse or horse fatality the paramedic or doctor will be asked to attend.

Any equine surgery cases will be handled by Kirby Veterinary Clinic, Rugeley, telephone number Horse Disposal Chris Kirby to contact Rugeley Hunt and holds the telephone number.

Emergency Contact Telephone Nos.

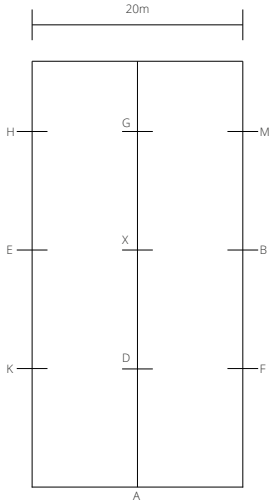
Hospital – Accident & Emergency	Telephone Number
St Mary’s Hospital, Oxford Road, Rugeley, ST99 3XX	

Police (Rugeley)	Telephone Number
------------------	------------------

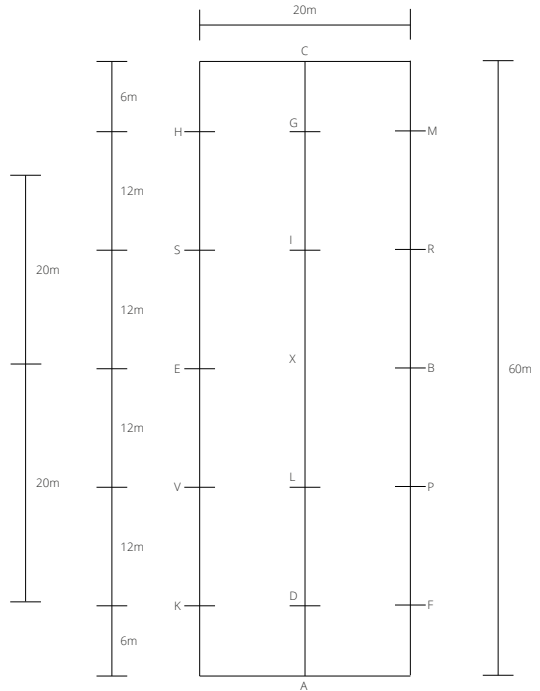
HSE contact no.	
Incident Contact Centre	0845 300 9923
Caerphilly, CF83 3GG	riddor@natbrit.com
Health & Safety Executive	
NAC, Kenilworth, CV8 2LG	02476 698350

ER APPENDIX 3: LAYOUT OF DRESSAGE ARENAS

Dressage Arena
Plan of 20m x 40m
(Length of diagonal is 44.72m)



Dressage Arena
Plan of 20m x 60m
(Length of diagonal is 63.24m)



1. Arenas may be marked;

a. By continuous surround of white boards

b. By intermittent white boards placed at each corner and opposite each marker

c. By a white line painted on the ground, in which case white posts 3 feet high should be placed at the corners of the arena.

2. The centre line should be marked by a mown strip, with the marking indicated either by mown lines across the centre line, or some other discreet form of marking, which should not cause a horse to shy.

ER APPENDIX 4: STEWARDS AND ORGANISERS COMPETITION CHECK LIST

COMPETITION	All Competitions		Dressage & Riding Test		Show Jumping & Style Jumping		Cross Country Inc. Horse Trials	
	Req	✓	Req	✓	Req	✓	Req	✓
Site Layout	✓		✓		✓		✓	
Entry & Exit	✓		✓		✓		✓	
Parking Cars & Horse Boxes	✓		✓		✓		✓	
Toilets	✓		✓		✓		✓	
P A System	✓		✓		✓		✓	
Secretary's Office	✓		✓		✓		✓	
Scorer's Office	✓		✓		✓		✓	
Rosettes & Prizes	✓		✓		✓		✓	
Scoreboard	✓		✓		✓		✓	
Results Sheets for Qualifiers	✓		✓		✓		✓	
Catering	✓		✓		✓		✓	
Radios & Communications	✓		✓		✓		✓	
Timing Equipment	✓		✓		✓		✓	
Signage Internal & External	✓		✓		✓		✓	
Tractor - wet weather	✓		✓		✓		✓	
Medical Cover	✓		✓		✓		✓	
Veterinary Cover	✓		✓		✓		✓	
Risk Assessment	✓		✓		✓		✓	
Safety File	✓		✓		✓		✓	
Serious Incident Plan	✓		✓		✓		✓	
Dressage or RT Judges			✓					
Writers			✓					
Score Sheets			✓		✓			
Score Sheet Collectors			✓		✓			
Dressage Arenas & Markers			✓		✓			
Suitable Surface Grass or Artificial			✓		✓			
Adequate Warm Up Area			✓		✓			
Tack Steward			✓		✓			
Rules for Tack Steward (if used)			✓		✓			
Running Orders			✓		✓			
BS or suitable Judges					✓			

ER APPENDIX 5: STEWARDS AND ORGANISERS COMPETITION CHECK LIST

COMPETITION	All Competitions		Dressage & Riding Test		Show Jumping & Style Jumping		Cross Country Inc. Horse Trials	
	Req	✓	Req	✓	Req	✓	Req	✓
Judges Box					✓			
Timing Equipment					✓			
Writer for Style Jumping Judge					✓			
Show Jumps					✓			
SJ Safety Cups					✓			
SJ Wooden Top Pole					✓			
SJ Numbers, Start and Finish					✓			
SJ Scoring Material					✓			
Arena Party					✓			
Suitable & Safe Arena Fencing					✓			
Practice Jumps Including Flags					✓			
Cross Country Course							✓	
Pre Event XC Course Inspection							✓	
Fence Flags & Numbers							✓	
Cross Country Repair Team							✓	
Ground Repair – Wet weather							✓	
Cross Country Control Unit							✓	
Commentator					✓		✓	
Cross Country Controller							✓	
Timing Clocks & Watches							✓	
Cross Country Steward							✓	
Fence Judges							✓	
Fence Judge Briefing							✓	
Notes for Fence Judges							✓	
Whistles							✓	
Emergency Flags							✓	
XC Fence Score Pads							✓	
XC Master Score Sheet							✓	
Time Cards & Back Up Scoring Sheets							✓	
“Bun Run” for Refreshments							✓	

British Riding Clubs
Club Information
& Rules



Ride together • Train together • Compete together • Have fun together

SECTION 4 CONTENTS PAGE

Introduction	159
Joining British Riding Clubs.....	159
About British Riding Clubs.....	160
A Quick Guide to Starting your Club.....	161
The Affiliation Process	162
How much does it cost to Affiliate.....	164
Club Safeguarding Officers	166

Introduction

More than half a century ago, several riding clubs in the South East of England approached The British Horse Society (BHS) about the provision of an affiliation scheme – whereby clubs are affiliated to the BHS.

These clubs wished to affiliate themselves to a main equestrian organisation in the UK, but wanted to continue to manage themselves and remain independent. The affiliation scheme was set up on this basis with the BHS department managing these affiliations is British Riding Clubs (BRC).

Joining British Riding Clubs

British Riding Clubs span the length and breadth of GB and Northern Ireland, from the Orkneys to the Channel Islands.

The BRC movement aims to reach all types of horse and rider from the dedicated competitor to the recreational rider. Offering a whole range of support and encouragement for riders, including national competitions, qualifications and social events.

There are many benefits to joining BRC, details can be found on the following pages.

Important Contact Information

www.britishridingclubs.org.uk

Part of The British Horse Society

Tel: 02476 840518

email: brcmembership@bhs.org.uk



About British Riding Clubs

Our clubs and centres give BRC members the chance to ride, compete and train together at national competitions, training and social events.

For administration purposes, BRC divides the country into 23 areas. Each area has an area representative who is elected by the members of an area (for more details see section 5 of the BRC Handbook). The role is voluntary and provides a key point of contact between HQ and the members. The area representative also makes sure that clubs and the area run in accordance with BRC rules and guidelines, and are key in organising the area qualifier events. An area representative serves for a term of three years before the role is up for re-election.

BRC is administered by the BRC Advisory Committee, comprising of BHS/BRC Staff, six BRC officials and representatives from the equestrian disciplines. This committee meets twice a year and discusses rule changes, updates and the progression and development of BRC. The BHS Board of Trustees is legally responsible for BRC finances, as BRC is a department of the BHS.

BRC is also represented on the British Equestrian Federation (BEF) due to its status as being part of the BHS.

The BRC HQ staff are based in the BHS offices in Stareton, Warwickshire. There is also a large volunteer network across the UK, without whose valuable assistance, it would not be possible to run the vast number of local, area and national activities offered to BRC members.

A Quick Guide to Starting your Club

All clubs must satisfy the following basic requirements if you wish to be considered for affiliation to the BHS.

1. A Club Committee

You will need a minimum of a Chairperson, a Secretary and a Treasurer. These three roles must be carried out by three different people and the committee should have at least three other committee members who should be independent, which in this case means not related or living together. Affiliated clubs are expected to have several additional committee members to help run a club effectively. The typical committee size is between 6 and 10. No committee member may be an undischarged bankrupt. **All committee members must be a current BRC member.**

2. A Club Constitution

All affiliated riding clubs will need a club constitution which sets out the objectives of your club and a set of rules for members and it must be produced before an application can be processed. It is recommended that you use our sample constitution, which is available on the downloads page of the BRC website <https://www.bhs.org.uk/enjoy-riding/british-riding-clubs/brc-downloads>.

3. Club Venue

You will need access to a meeting place for club members, suitable for instruction and mounted events. These do not have to be owned by club they can be hired premises and venues.

4. Membership

There must be a minimum of 12 adult members. **All club's must join and take membership through our online membership platform. Failure to do so may result in the club's affiliation being reviewed and subsequently disaffiliated.'**

5. Age Eligibility

The senior section of an affiliated riding club should have members who are 18 or over with their age taken at the point they join or renew their membership. A junior section can be formed for under 18's, provided it is administered by the committee of the main club. BRC do not impose a lower age limit for junior members, although the club can set its own limit if it wishes. Any club taking junior members must have a Club Safeguarding Officer, for more information please Tel: 02476 840518.

6. Riding Clubs Based at BHS Approved Riding Centres

Please ask for information on BRC's Centre Membership Scheme, designed specifically for riding clubs based at BHS Approved Riding Centres. Contact BRC for further details of this scheme, Tel: 02476 840518. Email: BRCMembership@bhs.org.uk.

The Affiliation Process – what you need to know

If your club would like to apply for affiliation, please complete the application form and return it to BRC. The area representative or another BRC representative will arrange a convenient time when they can visit you and your committee to discuss your application.

This visit is for the area representative to ensure that your club satisfies the necessary criteria for provisional affiliation. Our aim at BRC is to welcome and encourage new clubs, big or small and this visit is as much for you to ask questions and make use of the experience and advice the area representative can share with you.

Any riding club formed after an existing club has split-up will not be automatically affiliated, a visit by the area representative will also be required as for a new club.

Once the area representative has visited your club, they will complete a report concerning provisional affiliation and return it to BRC. We will then write to you, informing you of the decision. If successful we will request payment of the £100 registration fee. Please note that we do not require any payment from your club until this point.

All applications for provisional affiliation are reviewed against the previous criteria. Acceptance is not guaranteed.

Upon receipt of the registration fee, your club will be entered onto the BRC Membership platform and the secretary will be sent further guidance to get the club set up to start taking members. We will then inform your area that the club has been provisionally affiliated and they will invite your club to their area meetings.

Please note that BRC areas also charge an annual affiliation fee either per member or per club. The area representative will advise you of the actual amount when they visit you.

Important Points to Remember

When completing the application form, please note that the name of the club should be geographical, for administration purposes. It is extremely difficult for us to identify clubs if they are called Hoofprints! We understand that an established club seeking affiliation cannot easily change its name, but we would appreciate it if a geographical prefix could be added. For example 'Hoofprints' could be affiliated as 'Warwickshire Hoofprints'.

A copy of the club's constitution must be uploaded to BRC when the club creates their profile through BRC's online membership tool. If you would like help forming a constitution, please ask your area representative when they visit you and they will be happy to help.

If accepted, your club will be provisionally affiliated for the calendar year. After this time you will be contacted by your area representative to discuss final approval. At this stage you must be able to comply with the criteria set out in the table further on in this document.

BRC will carry out random checks throughout the year to ensure all clubs are adhering to the affiliation criteria.

Disaffiliation

Any club wanting to disaffiliate, merge or move areas, please contact BRC for further information and support.

Please note, any club that disaffiliates and applies for re-affiliation within a two-year period will be subject to the full affiliation fees. The **£100** provisional affiliation is not applicable.

To see the fees explained with regards to club disaffiliation please see BRC Data Sheet DS63, which can be obtained from head office or downloaded from the BRC Cloud.

How Much Does Affiliation Cost?

One of the major factors in your club's decision on affiliation will, of course, be finances.

Outlined below are the four main types of fees which will be payable by the affiliating clubs and a brief explanation of what these fees cover.

1. Initial Registration Fee (first calendar year only)

During the first calendar year of affiliation your club will pay an initial Registration Fee of £100. This fee entitles your club to all the benefits of provisional affiliation. After the initial calendar year, the pricing will change to points 3 and 4.

- Public Liability insurance, while taking part in BRC
- Organised events and activities
- Access to National Competitions
- BRC training initiatives
- Support and advice for your club
- Full range of membership benefits.

So why not affiliate to BRC today and experience the great benefits of membership for only £100!

2. Area Liaison Affiliation Fees

BRC areas may charge an annual affiliation fee in addition, for example, 50p – £1 per member or a flat fee charge of an average of £30 per annum, so please bear this in mind when setting your club membership fees.

Please note that the initial registration and the area affiliation fees are the ONLY fees payable in the first calendar year of affiliation.

Full affiliation fees become payable from January the following year. See points 3 & 4.

In January, the following year your club will begin to pay affiliation fees on the same basis as fully affiliated clubs.

These fees are broken down into two main fee payments – **Corporate Insurance deposit fee** and **BRC administration fee**. Plus, the area liaison affiliation fee.

3. Corporate Insurance Deposit*

This insurance fee covers the club committee, officials, volunteers, and club members for public liability. As with any form of insurance the premiums are subject to annual review. The current fees are:

Payable by 31 January each year

Small Clubs - Less than 30 members £180 (includes Insurance Premium Tax)

Medium Clubs - 30 – 70 members £200 (includes Insurance Premium Tax)

Large Clubs - 71+ members £230 (Includes Insurance Premium Tax)

4. BRC Administration Fee*

This fee covers the cost of running the BRC movement, including the operating costs of the BRC office and support for many BRC activities including competitions, training and official stewards training, membership benefits, insurance etc.

Payable at the point a member joins and taken automatically at the point of membership sale through BRC's designated online membership tool. Cost per member £25 (until 31 Dec 2025). This fee is NON REFUNDABLE.

* BRC reserve the right to review fees and transaction fees at any time.

	Criteria for Provisional BRC Affiliation	Criteria for Full BRC Affiliation
No. of adult members	12	12
Committee requirements	Chairperson, Treasurer, Secretary, Club Safeguarding Officer. None of whom can be undischarged bankrupts.*	Chairperson, Treasurer, Secretary, Club Safeguarding Officer. None of whom can be undischarged bankrupts.*
No. of committee meetings held	A minimum of 2 committee meetings planned	A minimum of 4 committee meetings held minutes to be made available
Club constitution	Yes - and available	Yes - and available
AGM Held	An AGM planned would be sufficient	AGM held and the Area Rep must have been invited to attend. Minutes to be available
Membership year	Rolling year	Rolling year
Bank Account held and minimum balance	Yes - minimum balance of £100. Latest statements available	Yes - minimum balance of £250. Latest statements and audited accounts available
Club Facilities	Access to facilities for mounted events (owned or hired)	Access to facilities for mounted events (owned or hired)
Attendance at Area Liaison meetings	Required	Club to have been represented at all area liaison meetings (Optional but required for any area participation).
Planned programme of riding activities	Required	Club to have held a minimum of 3 riding activities during the first year
Payment of all BRC Fees	Compulsory, when due	Club to have paid all national & area fees due
All club members must join via the BRC membership platform	Compulsory	Compulsory

A club cannot be formed for social or insurance reasons.

* If the riding club is based at a riding establishment, livery yard or similar equestrian establishment, the Chairperson, Treasurer or Secretary MAY be associated with the establishment as long as the establishment and the Club have separate bank accounts and clear financial records are kept for transactions relating to both entities.

The riding club must not be a substitute for appropriate commercial insurance cover and correct authority licencing.
*** Chairperson, secretary, and treasurer must be three different people. The club should also have at least three other committee members who should be independent, which in this case means not related or living together. This reduces the risk of decisions being made or swayed by a group that has a common interest that does not necessarily reflect the clubs best interests.**

Club Safeguarding Officers and Affiliated BRC Clubs

The protection of children, young people and adults at risk while participating in any sport is of the highest importance as they should be able to take part in a fun, safe environment and be protected from harm.

The BHS, as a member body of the BEF has a Safeguarding Policy, this policy supports the BEF Safeguarding Children and Safeguarding Adults Policies.

Riding clubs have a key role in safeguarding children as the junior sections of clubs are the grassroots to many of the sporting disciplines, they are far reaching and structurally well organised.

A template policy for riding clubs is available on the BHS website, along with other important safeguarding downloads www.bhs.org.uk/safeguardingchildren

All Affiliated Riding Clubs must adhere to the BHS Safeguarding Policy.

What does this mean for my Riding Club?

Riding Clubs will need to read, understand and implement the policy. They will also need to recruit a Club Safeguarding Officer.

Club Safeguarding Officers will need to:

- Complete the BEF Safeguarding for Equestrians workshop or Sports Coach UK workshop
- Have a clear role description (available from BHS website)
- Complete a Criminal Record Check (highly recommended, mandatory for certain roles)
- Produce a welfare plan for events.


For more information or advice please see the BHS website or contact the BHS Safeguarding Team on: safeguarding@bhs.org.uk - Tel: 02476 840746

Notes

HORSLYX™
BALANCERS

SUPPORT YOUR HORSE'S DIGESTIVE HEALTH

Horslyx Digestion Balancer contains Slippery Elm, Seaweed Meal, Prebiotics and Probiotic Yeast to support the digestive system from the stomach to the hindgut.



horslyx.com    



FUEL THEIR POTENTIAL



*Optimum condition
and recovery*



*Low starch for
a controlled
performance*



*Balanced energy
with added oil
for coat shine*



Speak to one of our nutrition advisors on: 01908 226 626
SPILLERS™ - YOUR PARTNERS IN CARE™.